

41st World Veterinary Association Congress



WORLD
VETERINARY
ASSOCIATION
CONGRESS **2026**
APRIL – TOKYO, JAPAN

21-24 April, 2026
Tokyo International Forum

Organizers

Japan Veterinary Medical Association with
World Veterinary Association



Co-organizer

Science Council of Japan

Program Book

<https://wvac2026-tokyo.com/en/>



“ For a new era in which people and animals can live together in harmony ”

Yamazaki Educational Foundation will celebrate its 60th anniversary in 2027.

60th
anniversary

Founded on
December 10, 1967



Yamazaki University of Animal Health Technology

- Faculty of Animal Health Technology
(Bachelor of Animal Health Technology)
- Department of Animal Health Technology
- Department of Human Animal Relations

Graduate School of Yamazaki University of Animal Health Technology

- Graduate School of Animal Health Technology
Animal Health Technology Course
(Master of Animal Health Technology)



[CAMPUS]
4-7-2, Minami-Osawa, Hachioji-Shi, Tokyo, 192-0364, Japan



Yamazaki Professional College of Animal Health Technology

- Department of Animal Health Technology
(Associate Degree of Animal Health Technology)

Post-graduate Course of Animal Health Technology



[CAMPUS : Building 1]
2-3-10 Shoto,
Shibuya-ku, Tokyo,
150-0046, Japan



Yamazaki Vocational College of Animal Health Technician

- Course of Veterinary Nurses for Companion Animals



[CAMPUS : Building 2]
2-16-5 Shoto,
Shibuya-ku, Tokyo,
150-0046, Japan

41st World Veterinary Association Congress



WORLD
VETERINARY
ASSOCIATION
CONGRESS **2026**
APRIL – TOKYO, JAPAN

21-24 April, 2026
Tokyo International Forum



CONTENTS

Greeting.....	02
Congress Overview.....	03
Program at a Glance.....	04
Floor Plan.....	09
Official Events	
Opening Ceremony.....	14
Keynote Lecture.....	14
Welcome Reception.....	14
Official Dinner.....	14
Closing Ceremony.....	15
WVAC Sessions	
• April 21 (Tue).....	18
• April 22 (Wed).....	31
• April 23 (Thu).....	62
• April 24 (Fri).....	90
Special Sessions	
• April 21 (Tue).....	96
• April 22 (Wed).....	99
• April 23 (Thu).....	101
• April 24 (Fri).....	105
Sponsored Sessions.....	110
JVMA Annual Conference	
• April 21 (Tue).....	128
• April 22 (Wed).....	136
• April 23 (Thu).....	142
• April 24 (Fri).....	149
Exhibition.....	150
Sponsors at a Glance.....	152
Complimentary Hospitality Programs.....	154
Environmental Initiatives.....	160
About JAPAN & TOKYO.....	163

Greeting



**WVA President,
Dr. John de Jong**



**WVA President Elect,
Dr. Isao Kurauchi**

The World Veterinary Association Congress - #WVAC2026 - will be held in Tokyo, Japan, in April 2026, 31 years after an earlier WVAC took place in Yokohama in 1995.

WVA and JVMA are happy to announce that the theme of the congress will be "One Health for a Better Tomorrow: Veterinary Medicine Holds the Key". Veterinarians are at the frontline in understanding how the health of humans, animals, and the environment are interconnected.

Through this approach, WVA and JVMA aim to tackle challenging global issues, such as infectious diseases and antimicrobial resistance more effectively and efficiently.

Veterinarians collaborate closely with physicians, environmental specialists, and other professionals to create a better future. At the global level, the WVA and the World Medical Association (WMA) have renewed their partnership under the leadership of Dr de Jong, current WVA President.

Under the leadership of Dr Kurauchi, similar agreements have been established in Asia between the Federation of Asian Veterinary Associations (FAVA) and the Confederation of Medical Associations in Asia and Oceania (CMAAO). In Japan, the Japan Veterinary Medical Association has partnered with the Japan Medical Association, as well as with local veterinary and medical associations at the prefectural and city levels.

Both WVA and JVMA are proud to have WVAC2026 in a country that has built such a strong network of collaborations.

Moving forward, we aim to expand these partnerships further. However, for this to succeed, it's important for The 2026 World Veterinary Association Congress to provide the opportunity for the general public, and not just the professional, to understand the concept of One Health. We are planning content that will provide this and be open to the public, as well as providing programs for veterinary nurses, other veterinary professionals, and students.

Congress Overview

Title: 41st World Veterinary Association Congress 2026, Tokyo

Date: 21-24 April, 2026

Venue: Tokyo International Forum

Lobby Gallery / Hall A / Hall C / Hall B5 / Hall B7-1 & B7-2 / Hall D5 / Hall D7 / G502 / G402 / G409 / G602 / G701 / Hall D1 / Hall E

Organizers: Japan Veterinary Medical Association with World Veterinary Association

Co-organizer: Science Council of Japan

■ Registration Area

B1F, Glass Building G, Tokyo International Forum

■ Registration Desk Opening Hours (subject to change)

20 April (Mon, day before the event): 15:00–17:00

21 April (Tue, opening day): 08:00–18:00

22 April (Wed): 08:00–18:00

23 April (Thu): 08:00–18:00

24 April (Fri): 08:00–12:00

■ Preview Room (for Presenters)

5F, Room 510, Glass Building G, Tokyo International Forum

■ Preview Room Opening Hours (subject to change)

21 April (Tue): 09:00–17:30

22 April (Wed): 08:00–17:30

23 April (Thu): 08:00–17:30

24 April (Fri): 08:00–11:00

Program at a Glance

April 21 (Tue) Registration Lobby Gallery 8:00-18:00

Purpose	Opening	Main Room	WVAC Session	WVAC Session/ Dinner	WVAC Session/ Dinner	WVAC Session	WVAC Session
Room	Hall A	Hall C	Hall B5	Hall B7-1	Hall B7-2	Hall D5	Hall D7
8:00							
9:00							
10:00							
11:00	Opening Ceremony	Understanding and Controlling Pandemic Influenza by means of One Health Approach					
12:00	Keynote Ends at 12:00						
13:00				LS-1 Meiji Animal Health Co., Ltd.			
14:00	Special Session@: Public Lecture One Health x Sports ~"One Health" for "Sports", "Sports" for "One Health"~ Ends at 15:30	Special Session@ The Future of Companion Animal Medicine Ends at 18:00		Program3-1 Vector-borne diseases: From the perspective of infectious disease ecology Ends at 15:30	Program4-1 Well-being of Small Animals: Animal Welfare Science, Ethology and Ethics Ends at 15:10	Program5-1 WVA GA Ends at 18:00	Program6-1 Advanced Fluid Therapy in Bovine Practice Ends at 15:10
15:00							Program6-1 Large Animal: Research presentation 1 Ends at 17:50
16:00							
17:00							
18:00							
19:00							
20:00							

April 22 (Wed) Registration Lobby Gallery 8:00-18:00

Purpose	Opening	Main Room	WVAC Session	WVAC Session/ Dinner	WVAC Session/ Dinner	WVAC Session	WVAC Session
Room	Hall A	Hall C	Hall B5	Hall B7-1	Hall B7-2	Hall D5	Hall D7
8:00							
9:00							
10:00		令和7年度 日本獣医師会 獣医学術賞 発表と授与 Ends at 12:45	Program2-2 Cutting edge clinical medicine for companion animals (Precision medicine for personalized treatment) Ends at 12:00	Program3-2 Current Status of Transboundary Swine Infectious Diseases and the Control Strategies Ends at 11:50	Program4-2 Application of AI and Data Science in Pathology and Infectious Diseases Ends at 12:00	Program5-2 [WVA One Health Summit] Ends at 12:00	Program6-2 Bovine Respiratory Disease Complex Ends at 11:40
11:00							
12:00							
13:00			LS-2 Hill's Pet Nutrition	LS-3 Boehringer Ingelheim Animal Health Japan Co., Ltd.			LS-4 TOA BIOPHARMA CO., LTD.
14:00		Special Session@ Special Symposium for Veterinary Technician/Nurse Ends at 15:00	Program2-3(1) Cutting edge clinical medicine for companion animals (Cardiovascular Innovations) Ends at 15:10	Program3-3 Current Status of Transboundary Ruminant Infectious Diseases and the Control Strategies Ends at 16:30	Program4-3(2) Application of AI and Data Science in Animal Husbandry and Biosecurity Management Ends at 17:20	Program5-3 [WVA One Health Summit] Ends at 16:00	Program6-3(1) The Forefront of Soft Tissue Surgery in Calves A New Paradigm for Dairy Cow Health Ends at 15:00
15:00			Program2-3(2) Cutting edge clinical medicine for companion animals (Robot-assisted Surgery) 15:30-17:30				Program6-3(2) A New Paradigm for Dairy Cow Health Ends at 16:50
16:00							
17:00							
18:00							
19:00							

WVAC Session	WVAC Session	JVMA Annual Conference	JVMA Annual Conference	JVMA Annual Conference	WVAC Session	Exhibition/Welcome Reception	Poster
G502	G402	G409	G602	G701	Hall D1	Hall E	Hall C Foyer
						Opening	
Program7-1 Challenges to Veterinary Education Reform (US Clinical Education) Ends at 17:40	Program8-1 One Health for a Changing World: Emerging Diseases, Contamination, and Beyond Ends at 17:50	プログラム 9-1(1) 年次大会【小動物】地区学会長賞受賞講演 13:10-17:00	プログラム 10-1(1) 年次大会教育講演【公衆衛生】忘れないで！狂犬病 Ends at 15:00 プログラム 10-1(2) 年次大会【公衆衛生】地区学会長賞受賞講演 Ends at 17:00	プログラム 11-1(1) 年次大会【産業動物】地区学会長賞受賞講演 13:10-17:00	Special Session ③ The Journey and Future Perspectives of the Asian Veterinary Training Program: Toward the Realization of One Health Ends at 16:00	Exhibition Ends at 18:00	Poster Ends at 20:00
		プログラム 9-1(2) 獣医学術奨励賞【小動物】受賞者記念講演 Ends at 17:30	プログラム 10-1(3) 獣医学術奨励賞【公衆衛生】受賞者記念講演 Ends at 17:30	プログラム 11-1(2) 獣医学術奨励賞【産業動物】受賞者記念講演 Ends at 17:30			

WVAC Session	WVAC Session	JVMA Annual Conference	JVMA Annual Conference	JVMA Annual Conference	WVAC Session	Exhibition/Welcome Reception	Poster
G502	G402	G409	G602	G701	Hall D1	Hall E	Hall C Foyer
Program7-2 Challenges to Veterinary Education Reform (Skills Lab) Ends at 11:40	Program8-2 Innovations in Animal Welfare Science: Livestock, Zoo, and Laboratory Animals Ends at 11:20	プログラム 9-2 年次大会シンポジウム【小動物】チーム獣医療—肥満の動物を考える Ends at 12:00	プログラム 10-2 年次大会シンポジウム【公衆衛生】注目されつつある食中毒の原因物質 Ends at 12:00	プログラム 11-2 年次大会シンポジウム【産業動物】豚群における繁殖管理、衛生管理と AMR 対策 Ends at 12:00	Special Session ⑤ VetEd Asia 1 Ends at 12:00	SS-1 SS-2 LS-6, LS-7	Poster Theme 01-11 Ends at 18:00
Program7-3 Internationalization of Veterinary Education: Efforts to Improve Standards in Asia Ends at 16:30	SS-3 NIPPON ZENYAKU KOGYO CO., LTD.	プログラム 9-3(1) 年次大会教育講演【小動物】失敗しない外科手術シリーズ 前十字靭帯断裂 Ends at 14:30 プログラム 9-3(2) 年次大会シンポジウム【小動物】動物の口腔内黒色腫（メラノーマ）の治療を考える 15:00-17:00	プログラム 10-3 年次大会シンポジウム【公衆衛生】牛肉輸出から見えてきたもの Ends at 16:00	プログラム 11-3 年次大会シンポジウム【産業動物】乳牛群における繁殖管理と生産支援 Ends at 17:00			

Hall E Sponsor Session Room 1
SS-1 Elanco Japan K.K. 9:00-10:00
SS-2 Bussan Animal Health Co., Ltd. 11:00-12:00
LS-6 Boehringer Ingelheim Animal Health Japan Co., Ltd. 12:00-13:00
Hall E Sponsor Session Room 2
LS-7 Elsevier B.V. 12:00-13:00

Program at a Glance

April 23 (Thu) Registration Lobby Gallery 8:00-18:00

Purpose	Opening	Main Room	WVAC Session	WVAC Session/ Dinner	WVAC Session/ Dinner	WVAC Session	WVAC Session
Room	Hall A	Hall C	Hall B5	Hall B7-1	Hall B7-2	Hall D5	Hall D7
8:00							
9:00							
10:00		Special Session®-1: Public Lecture One Health for Pets and Owners; Thanks Buddy! Ends at 12:00	Program2-4 Regenerative Veterinary Medicine Ends at 12:00	Program3-4 Ends at 11:05	Program4-4 Bat-borne infectious diseases as emerging and re-emerging threats Ends at 11:10	Program5-4 [WVA Animal Welfare Seminar] Professionals' Dialogue on Animal Ends at 11:00	Program6-4 Recent Advances in Forensic Veterinary Medicine Ends at 11:30
11:00	Program3-4 Ends at 11:45						
12:00							
13:00				LS-8 Fasmac Co., Ltd.	LS-9 M.T.3 Inc. (Malignant Tumor Treatment Technologies, Inc.)		LS-10 Miyarisan Pharmaceutical Co., Ltd.
14:00		Program1-5 Better Health, Better Welfare - Shaping the Future of Clinical Medicine of Companion Animal Ends at 18:00	Program2-5 Disease & Ecology of Wildlife Ends at 16:00	Room closed to prepare for the official dinner		Program5-5(1) [WVA Veterinary Seminar] One Health Education	Program6-5(1) Addressing Antimicrobial Resistance through One Health: From Global Frameworks to Local Actions Ends at 16:00
15:00						Program5-5(2) WVA Medicines Stewardship Workshop Ends at 17:00	
16:00				Room closed to prepare for the official dinner			
17:00							
18:00				Room closed to prepare for the official dinner			
19:00							
19:00		Program3-4 Current Status and Future of Vaccine Strategies Against Classical and African Swine Fever		Room closed to prepare for the official dinner			
20:00		Program3-4 Large Animal: Research presentation 2					
21:00				Official Dinner Ends at 21:00			

April 24 (Fri) Registration Lobby Gallery 8:00-12:00

Purpose	Opening	Main Room	WVAC Session	WVAC Session/ Dinner	WVAC Session/ Dinner	WVAC Session	WVAC Session
Room	Hall A	Hall C	Hall B5	Hall B7-1	Hall B7-2	Hall D5	Hall D7
8:00							
9:00							
10:00		Room closed to prepare for the closing ceremony	Special Session: Public Lecture One health: various initiatives and approaches Ends at 12:00		Program4-6 Emerging Threats of Avian Influenza Ends at 11:40		Program6-6 Addressing Antimicrobial Resistance through One Health: From Global Frameworks to Local Actions Ends at 11:50
11:00				Closing Ceremony			
12:00							
13:00							
14:00							
15:00							

WVAC Session	WVAC Session	JVMA Annual Conference	JVMA Annual Conference	JVMA Annual Conference	WVAC Session	Exhibition/Welcome Reception	Poster
G502	G402	G409	G602	G701	Hall D1	Hall E	Hall C Foyer
	Special Session®-1: Public Lecture [Disaster Veterinary Medicine] Disaster Response for Various Animal Populations Ends at 12:00	プログラム 9-4 年次大会シンポジウム【小動物】 SFTS—増加する動物病院スタッフの感染・飼い主の感染を防ぐには— Ends at 11:50	プログラム 10-4 年次大会シンポジウム【公衆衛生】 ヒトに密接に関与する野生鳥獣の現状と課題 Ends at 12:00	プログラム 11-4 年次大会シンポジウム【産業動物】 肉牛群における呼吸器疾患対策 Ends at 12:00	Special Session® WVOH Session: From Policy to Practice: Driving Gender Equality, Disability and Social Inclusion (GEDSI) for a Stronger Veterinary Workforce in Asia and Beyond Ends at 12:00	SS-4 Exhibition SS-5 SS-7 Ends at 18:00	Poster Theme 12-23 Ends at 18:00
Program 7-4 Global Threats and Control of Infectious Diseases Ends at 14:10	Special Session®-2: Public Lecture Ends at 15:30 Special Session®-3: Public Lecture 15:45-17:45	LS-11 Kyoritsu Seiyaku Corporation プログラム 9-5(1) 年次大会シンポジウム【小動物】 レプトスピラ症—我が国で増加しているレプトスピラ症の今後を考える— Ends at 15:00 プログラム 9-5(2) 年次大会シンポジウム【小動物】 身近で危険な人獣共通感染症—感染症から身を守るには— Ends at 17:00	プログラム 10-5 年次大会一般講演・研究報告【公衆衛生】 Ends at 16:00	プログラム 11-5 年次大会一般講演・研究報告【産業動物】 Ends at 16:00	LS-12 Oji Pharma Co., Ltd. LS-13 I.B Co., Ltd. Special Session®-2: Public Lecture One Health for Pets and Owners; Thanks Buddy! Ends at 17:00		

WVAC Session	WVAC Session	JVMA Annual Conference	JVMA Annual Conference	JVMA Annual Conference	WVAC Session	Exhibition/Welcome Reception	Poster
G502	G402	G409	G602	G701	Hall D1	Hall E	Hall C Foyer
Program 7-6 Shelter Medicine, One Welfare in Companion Animals Ends at 12:00	Special Session® VetEd Asia 2 Ends at 12:00	プログラム 9-6 年次大会シンポジウム【小動物】 診断から手術、そして視覚の回復へ—獣医眼科の進化形— Ends at 12:00			Special Session® East Asia Summit Ends at 12:00	Exhibition SS-6 Ends at 12:00	
						Hall E Sponsor Session Room 2 SS-6 OrientalBio Co., Ltd. 11:00-12:00	

Access

Venue Information

Tokyo International Forum

3-5-1 Marunouchi, Chiyoda-ku, Tokyo 100-0005, Japan



Access Information

所在地: 東京都千代田区丸の内三丁目5番1号

Location: 5-1 Marunouchi 3-chome, Chiyoda-ku, Tokyo

JR線 JR Line

- 有楽町駅より徒歩1分
- 東京駅より徒歩5分
(京葉線東京駅と地下1階コンコースにて連絡)
- 1-minute walk from Yurakucho Station
- 5-minute walk from Tokyo Station (the concourse on the first basement floor connects with Tokyo Station on the Keiyo Line)

地下鉄 Subway

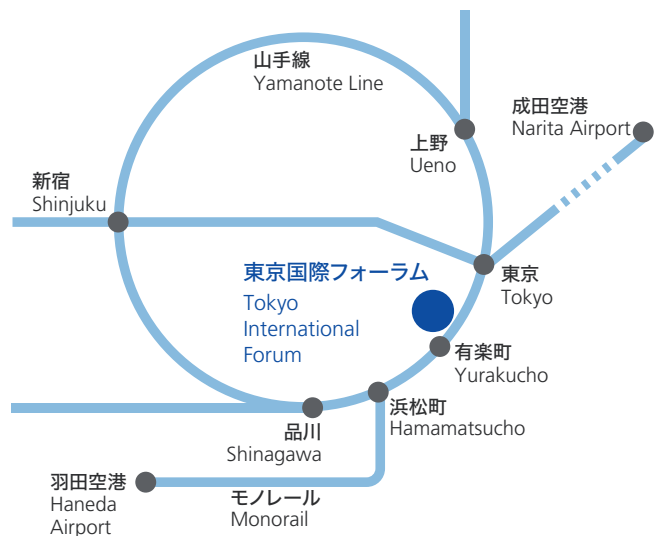
- 有楽町駅より徒歩1分(地下1階コンコースにて連絡)
- 1-minute walk from Yurakucho Station (connects to the concourse on the first basement floor)

成田空港から From Narita Airport

- リムジンバスで東京駅まで80-90分
- JR成田エクスプレスで東京駅まで53分
- 80-90 minutes to Tokyo Station by limousine bus
- 53 minutes to Tokyo Station by Narita Express

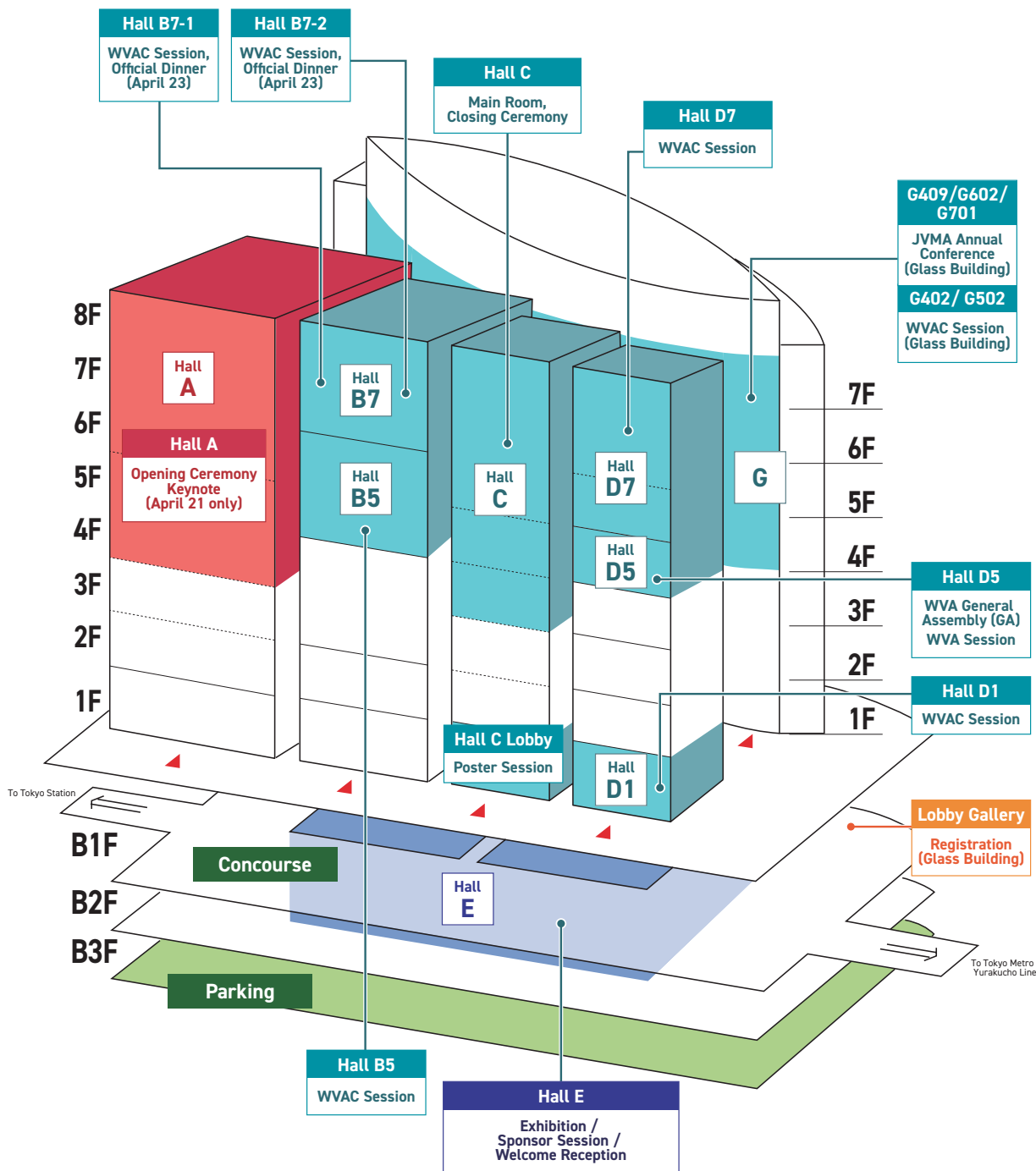
羽田空港から From Haneda Airport

- モノレール浜松町駅まで23分
- JR浜松町駅より有楽町駅まで4分
- 23 minutes by monorail to Hamamatsucho Station
- 4minutes from JR Hamamatsucho Station to Yurakucho Station



Floor Plan

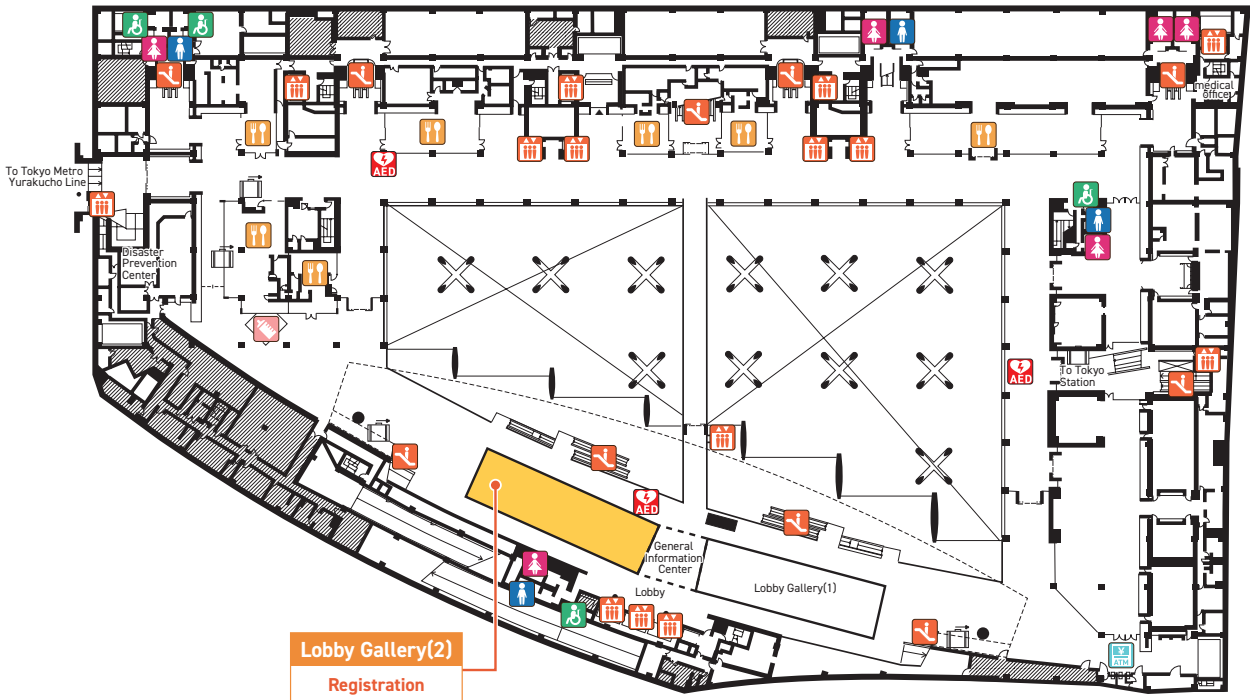
Venue Map Overview (Floor Guide)



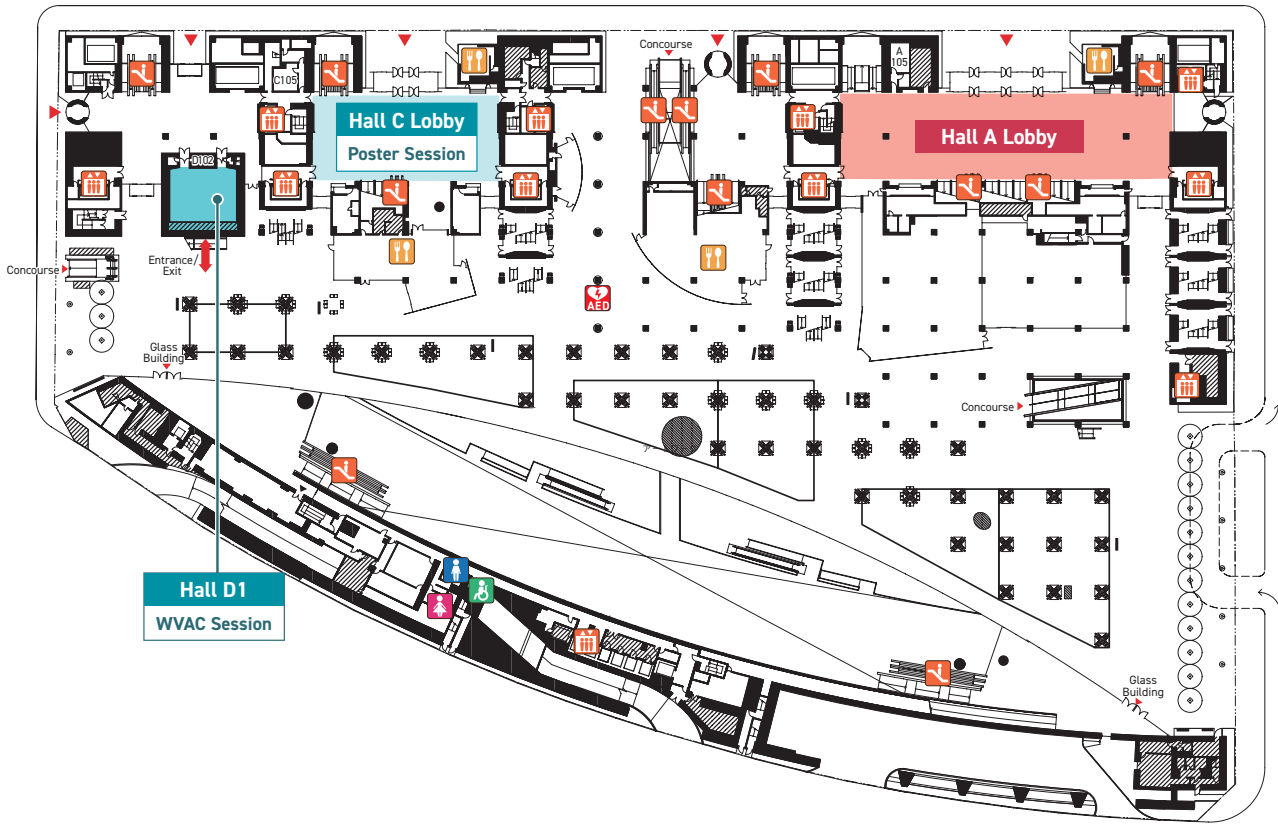
Basement Floor 2



Basement Floor 1



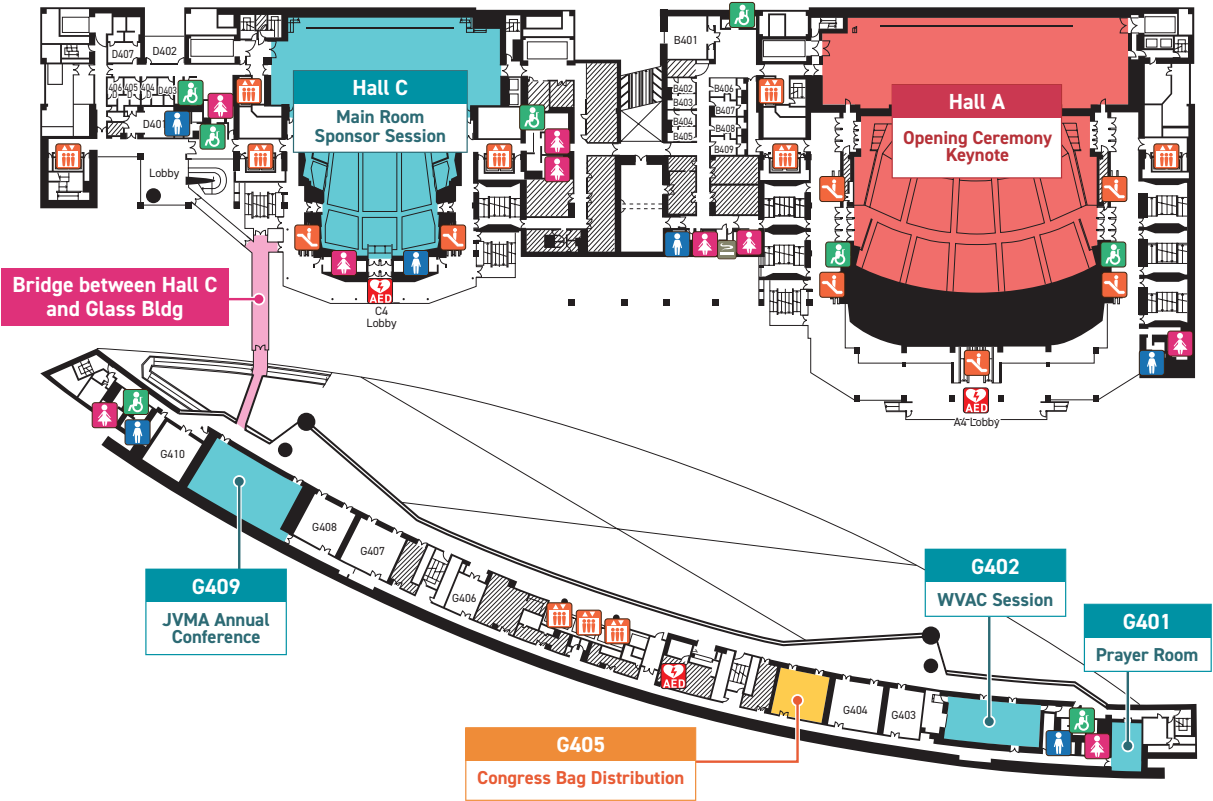
1st Floor



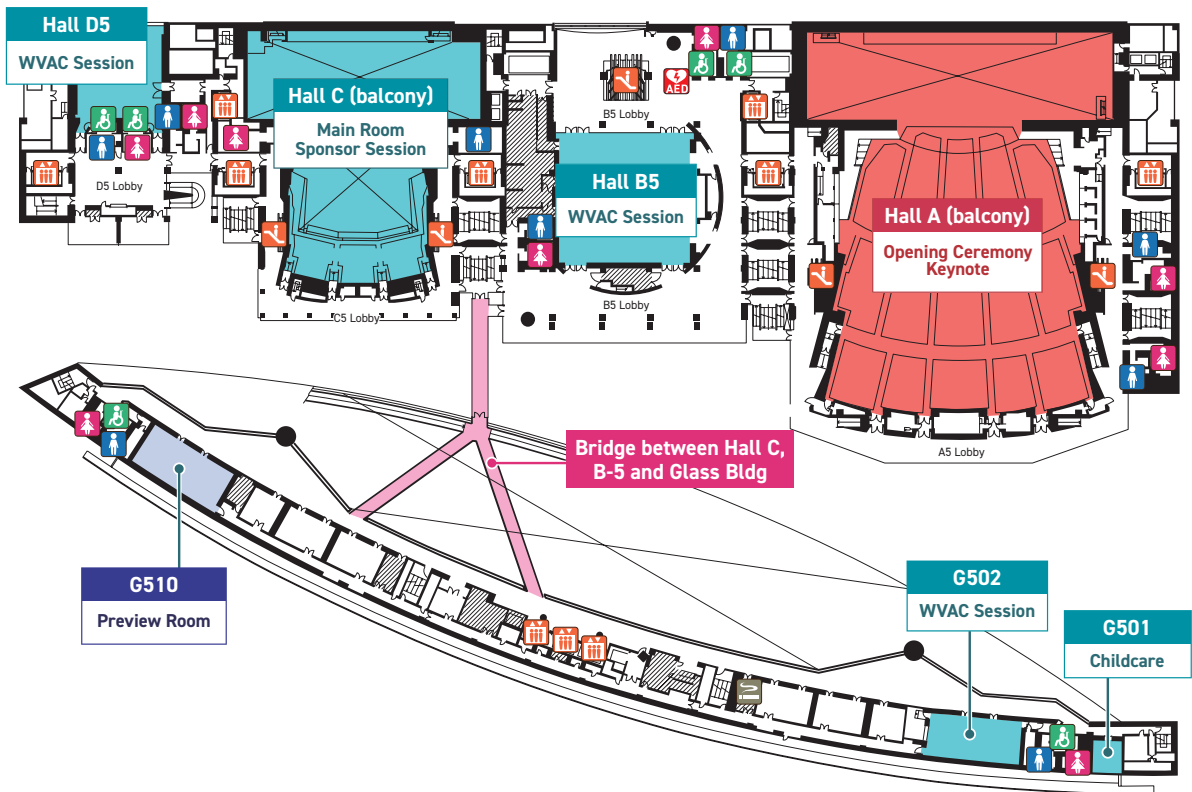
2nd Floor



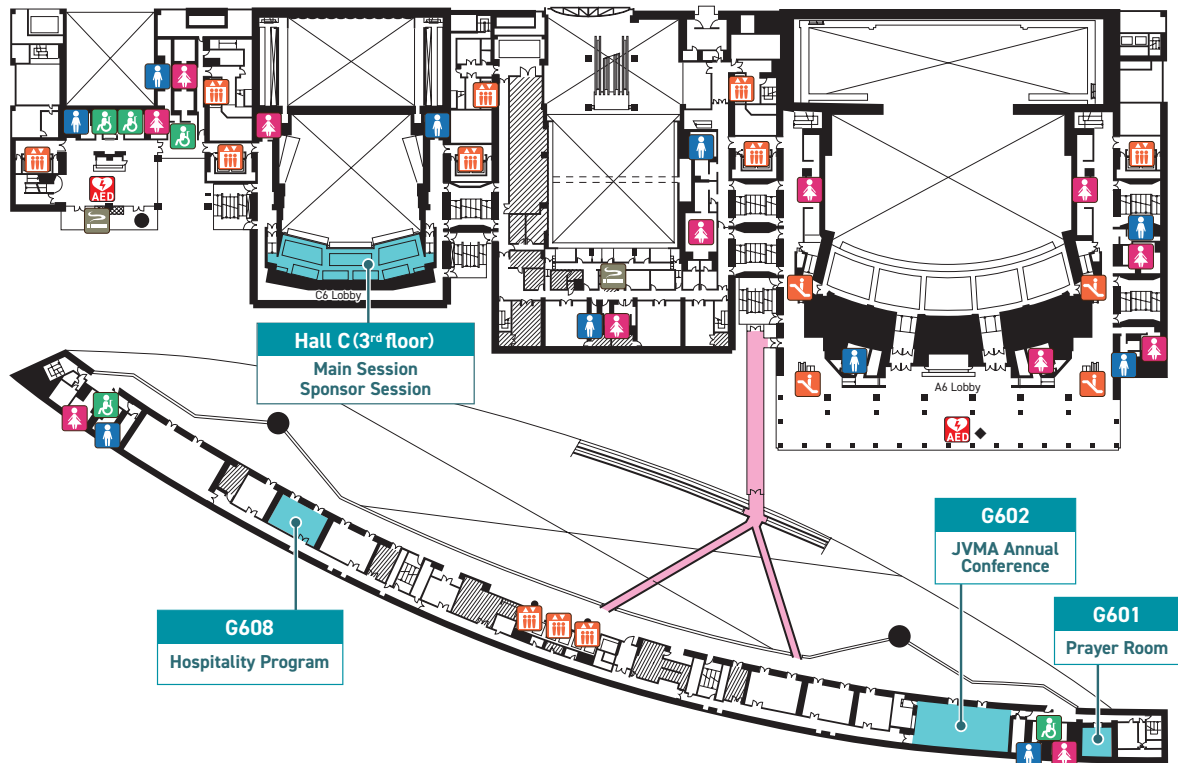
4th Floor



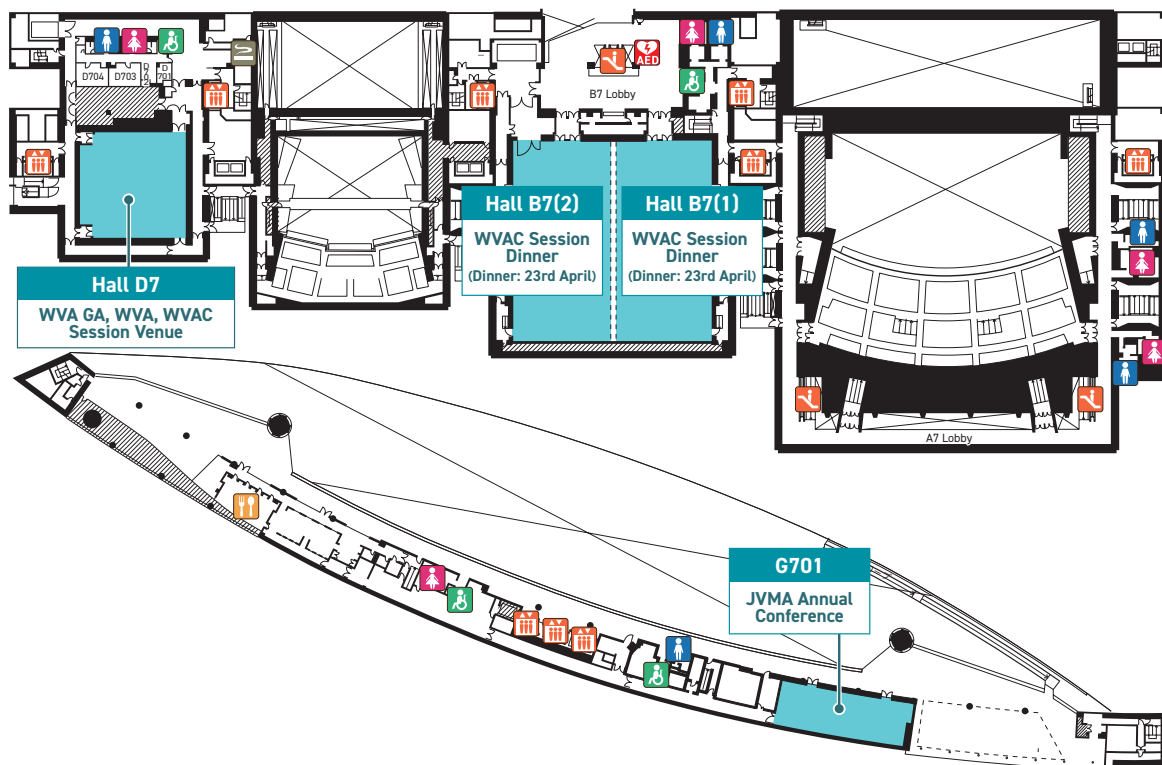
5th Floor



6th Floor



7th Floor



Official Events

Opening Ceremony

Date & Time: Tuesday, 21 April, 2026, 10:00~11:00

Venue: Tokyo International Forum, Hall A

The program of this congress will commence with a solemn and prestigious Opening Ceremony, followed by keynote lectures and a variety of sessions through which veterinarians and researchers from around the world will share the latest knowledge and future perspectives. At the Opening Ceremony, distinguished guests, including ministers from relevant government agencies (to be confirmed), will be invited. Through opening remarks by the organizers and addresses by the guests, the significance and objectives of the congress will be communicated to an international audience.

Keynote Lecture

Date & Time: Tuesday, 21 April, 2026, 11:00~12:00

Venue: Tokyo International Forum, Hall A

Throughout the congress, a diverse range of academic and professional programs will be presented, including keynote lectures designed to promote interdisciplinary dialogue.

This will serve as an important opportunity for Japan to once again convey the significance of the One Health approach to the international community.



Presentation Title: Understanding and Controlling Pandemic Influenza by means of One Health Approach

Hiroshi Kida, DVM, PhD

University Professor of Hokkaido University,
Head and Specially Invited Professor of International Institute for Zoonosis Control,
Specially Appointed Prof of Institute for Vaccine Research and Development,
Director of WHO Collaborating Centre for Zoonoses Control,
Member of the Japan Academy,
Person of Cultural Merits

Welcome Reception

Date & Time: Tuesday, 21 April, 2026, 18:00~20:00

Venue: Tokyo International Forum, Hall E (Exhibition Hall)

The Welcome Reception will provide an excellent opportunity for participants to network in a relaxed atmosphere. Attendees will be able to connect with fellow veterinarians, researchers, industry professionals, and sponsors from around the world, fostering new relationships and exchanging ideas at the outset of the congress.

Official Dinner

Date & Time: Thursday, 23 April, 2026, 18:30 (Doors open at 18:00)

Venue: Tokyo International Forum, Hall B7

*by invitation only

Closing Ceremony

Date & Time: Friday, 24 April, 2026, 12:00~13:00

Venue: Tokyo International Forum, Hall C

The Closing Ceremony, marking the conclusion of the congress, will feature summary remarks by Dr. John de Jong, President of the World Veterinary Association (WVA), and Dr. Isao Kurauchi, President of the Japan Veterinary Medical Association and President-Elect of the WVA. The ceremony will also include the official handover to Mexico, the host country of the WVAC 2027, along with a presentation of perspectives on the future direction of upcoming congresses.



WORLD
**VETERINARY
ASSOCIATION**
CONGRESS **2026**
APRIL – TOKYO, JAPAN

WVAC Sessions

April 21 (Tue)

Keynote Lecture

Hall A (11:00-12:00)



Understanding and Controlling Pandemic Influenza by means of One Health Approach

Hiroshi Kida

(University Professor of Hokkaido University, Head and Specially Invited Professor of International Institute for Zoonosis Control, Specially Appointed Prof of Institute for Vaccine Research and Development, Director of WHO Collaborating Centre for Zoonoses Control, Member of the Japan Academy, Person of Cultural Merits)

Program 3-1

Vector-borne diseases: From the perspective of infectious disease ecology

Hall B7-1 (13:00-15:30)

Chair: **Kandai Doi** (National Research and Development Agency Forest Research and Management Organization Forestry and Forest Products Research Institute, Japan)

13:00-13:30



IV3-1-1

Eco-epidemiology of canine vector-borne diseases

Filipe Dantas-Torres

Department of Immunoparasitology, Aggeu Magalhães Institute, Fundação Oswaldo Cruz (Fiocruz), Recife, Brazil

13:30-14:00



IV3-1-2

Emerging tick-borne zoonotic diseases in Japan

Ken Maeda

Department of Veterinary Science, National Institute of Infectious Diseases, Japan Institute for Health Security, Japan

14:00-14:20

Break

14:20-14:30



O3-1-3

Japanese SFTSV detected from cats and dogs

Keita Ishijima

National Institute of Infectious Diseases, Japan Institute for Health Security, Japan

O3-1-4 withdrawn

14:30-14:40

**03-1-5**

Serum from SFTS-Recovered Cats as a Candidate Treatment for Feline SFTS

Hirohisa Mekata*University of Miyazaki, Japan*

14:40-14:50

03-1-6 withdrawn

14:50-15:00

03-1-7 withdrawn

15:00-15:10

03-1-8 withdrawn

15:10-15:20

**03-1-9**TOWARD IN VIVO VISUALIZATION OF *Dirofilaria immitis*: FLUORESCENCE IMAGING AS COMPLEMENTARY DIAGNOSTIC TOOL**Edrinnov Farras KUSDARYANTA***Airlangga University, Indonesia*

15:20-15:30

**03-1-10**


A quadruplex MGB-qRT-PCR assay for simultaneous detection of four orthoflaviviruses in vector ecology

Xinyao Li*Huazhong Agricultural University, China***Program 4-1****Well-being of Small Animals: Animal Welfare Science, Ethology and Ethics**

Hall B7-2 (13:00-15:10)

Chair: **Yukari Togami** (Faculty of Veterinary Medicine, Department of Veterinary Science, Chair of Animal Welfare, Ethology, Animal Hygiene and Animal Housing, Ludwig-Maximilians-University Munich, Germany, Germany)

13:00-13:30

**IV4-1-1**

Can "good" welfare have diversity? : Sociological comparison of veterinarians' perceptions in the UK and Japan

Yuki Otani*One Health Research Center, Hokkaido University, Japan / School of Veterinary Medicine, Hokkaido University, Japan*

13:30-14:00



IV4-1-2

Diseased by design or fit to function? Welfare implications of breeding for extreme conformation in dogs

Rowena Packer

Royal Veterinary College, London, UK

14:00-14:20

Coffee Break

14:20-14:30



04-1-3

The Potential of Accessible and Inclusive Education Tools: Advancing Animal Welfare Awareness and Behavioural Change through Podcasts

Mascha Kaddori

Berlin Veterinary Center, Germany

14:30-14:40




04-1-4

ELEVATING QUALITY OF LIFE IN COMPANION ANIMAL THROUGH SENSORY-BASED INTEGRATIVE CARE

Rieko Miura Tran

Pearl Veterinary Hospital, USA

14:40-14:50



04-1-5

CLINICAL INCIDENCE OF INCIDENTAL INTRACRANIAL LESIONS IN ASYMPTOMATIC FRENCH BULLDOGS

Yuya Nakamoto

Neuro Vets Animal Neurology Clinic, Japan

14:50-15:00



04-1-6

Examining and Implementing a Japan-Adapted CNVR Approach Toward the Eradication of Feral Dogs

Nana Ushine

Yamaguchi University, Japan

15:00-15:10



04-1-7

DISASTER RESPONSE FOR ANIMALS IN JAPAN: A COMPARATIVE ANALYSIS OF MUNICIPAL SECTOR STRATEGIES

Erika Oguro

Japan Animal Shelter Alliance, Japan

Program 5-1
WVA GA

Hall D5 (13:00-18:00)

Program 6-1
Advanced Fluid Therapy in Bovine Practice

Sponsored by: ZENOAG

Hall D7 (13:00-15:10)

Chair: **Kazuyuki Suzuki** (School of Veterinary Medicine, Rakuno Gakuen University, Japan)

13:00-13:30



IV6-1-1

Prediction of milk fever based on colostrum calcium concentration and a new fluid therapeutic strategy employing hypertonic saline solution

Nao Kondo

FJ Cattle Brights LLC, Shibeche town, Hokkaido, Japan

13:30-14:00



IV6-1-2

Clinical pharmacological strategies for bovine respiratory disease with NSAIDs, Macrolide, furosemide and fluids

Kazuyuki Suzuki

School of Veterinary Medicine, Rakuno Gakuen University, Japan

14:00-14:20



PT6-1-3

Advantage of nutritional infusion containing amino acids for diarrhetic calves

Kenji Tsukano

Aomori Agricultural Mutual Aid Association, Japan

14:20-14:40



PT6-1-4

CASES OF LAQUATWIN COMPACT WATER QUALITY METER FOR CA AND ELECTROLYTE MANAGEMENT IN PERIPARTURIENT COWS

Takaaki Yoshikawa

HORIBA Advanced Techno, Co., Ltd., Japan

14:40-15:00



PT6-1-5

Comparison of the alkalizing abilities between 1.35% sodium bicarbonate solutions with and without dextrose in healthy calves

Kaoru Sato

Technical Support Division, Nippon Zenyaku Kogyo, Japan

15:00-15:10

Break

Program 6-1 Large Animal: Research presentation 1

Hall D7 (15:10-17:50)

Chair: **Shingo Asakura** (Rakuno Gakuen University, Japan)

15:10-15:20



06-1-6

Genomic Epidemiology and Virulence-Associated Gene Diversity of *Streptococcus equi* ssp. *equi* from Equines

Dordia Anindita Rotinsulu

IPB University, Indonesia

15:20-15:30



06-1-7

COMPARISON OF PRE-LAMBING *CLOSTRIDIUM PERFRINGENS* TYPE D BOOSTER VACCINE PROTOCOLS IN EWES

Alawathhage Don Suren Muthukumara

Graduate Student, Canada

15:30-15:40



06-1-8

Exploration of Farm-Level Factors Associated with Bovine Salmonellosis in Dairy Farms in Hokkaido, Japan: A Case-Control Study

Shingo Asakura

Rakuno Gakuen University, Japan

15:40-15:50



06-1-9

12R-HETE, highly abundant in the neonatal pig fecal oxylipin pool, enhances host resistance to *Salmonella* infection

Zhipeng Yang

Huazhong Agricultural University, China

Chair: **Nao Kondo** (FJ Cattle Brights LLC, Shibecha town, Hokkaido, Japan)

15:50-16:00



06-1-10

Neonatal porcine intestinal mucosa-derived high lactate-producing *Lactobacillus salivarius* W14 as a probiotic alternative for preventing *Salmonella* infection

Zhipeng Yang

Huazhong Agricultural University, China

16:00-16:10

**06-1-11**

CHANGES IN GRAM STAINING OF CHARACTERISTICS OF FECES IN SUCKLING CALVES

Miho Miyajima*Laboratory of Large Animal Clinical Sciences, Japan*

16:10-16:20

**06-1-12**

Mycotoxin Contamination in Asian Livestock Feed

Kana Kimura*ANH Japan K.K., Japan*

16:20-16:30

06-1-13 withdrawnChair: **Kyoko Chisato** (Rakuno Gakuen University, Japan)

16:30-16:40

**06-1-14**

Evaluation of a point - of- care testing for BVDV using a portable real-time PCR device

Tsuneyuki Masuda*Department of Veterinary Medicine, Faculty of Veterinary Medicine, Okayama University of Science, Japan*

16:40-16:50

06-1-15 withdrawn

16:50-17:00

**06-1-16**

GASTROINTESTINAL PARASITE PATTERNS IN GOATS: A COMPARISON WITH LARGE RUMINANTS

Pornphutthachat Sota*Suranaree University of Technology, Thailand*

17:00-17:10

**06-1-17**

Evaluation of Cervical Ripening Progression by Rapid Measurement of Inflammatory Cytokine mRNA expressions in Late-Pregnant Cows

Takuto Hashiguchi*Graduate School of Medicine and Veterinary Medicine, University of Miyazaki, Japan*

Chair: **Reiichiro Sato** (Department of Veterinary Science, Faculty of Agriculture, University of Miyazaki, Japan)

17:10-17:20



06-1-18

Estimation of the keratin plug wet weight in dry dairy cows by ultrasonography

Mamiko Ono

Nihon University, Japan

17:20-17:30



06-1-19

Usefulness of Combined Laparoscopic and Manual Orchidectomy for Unilateral Inguinal Cryptorchidism in Two Young Bulls

Moeka Sato

Laboratory of farm animal internal medicine, University of Miyazaki, Japan

17:30-17:40



06-1-20

Case report: Rhabdomyosarcoma with a hematoma-like appearance in the lumber region of a Japanese Black calf

Chiho Matsumoto

Laboratory of Farm Animal Internal Medicine, Department of Veterinary Science, Faculty of Agriculture, University of Miyazaki, Japan

17:40-17:50



06-1-21

Effect of Colostrum Replacer Containing Bovine Leukemia Virus Antibodies on Infection and Antibody Level in Young Calves

Keiichi Matsuda

Miyagi Prefecture Agricultural Mutual Aid Association, Japan

Program 7-1

Challenges to Veterinary Education Reform (US Clinical Education)

G502 (13:00-17:40)

Chairs: **Junpei Kimura** (Professor Emeritus at Seoul National University, Japan)

Alice Lau (Yamaguchi University, Japan)

13:00-13:30



IV7-1-3

Animal Health and Welfare: Identifying True Goals of Clinical Veterinary Education

Kei Hayashi

College of Veterinary Medicine, Cornell University, USA / University of Tokyo, Tokyo, Japan

13:30-14:00



IV7-1-4

Cultivating Clinical Competence with Confidence: Training the Next Generation of Farm Animal Veterinarians a US perspective

Andrew Niehaus

Faculty of Veterinary Medicine, The Ohio State University, Columbus, OH, USA

14:00-14:30



IV7-1-5

DEVELOPING GLOBAL STANDARDS FOR VEE ACCREDITATION TO ENHANCE PROGRAM QUALITY

Patricia Turner

University Professor Emerita, University of Guelph, Canada

14:30-14:40

Coffee Break

14:40-15:10



PT7-1-6

Current Status and Challenges of Companion Animal Clinical Education in Japan

Masaru Okuda

Laboratory of Veterinary Internal Medicine, Department of Veterinary Medical Sciences, Graduate School of Agricultural and Life Sciences, The University of Tokyo, Japan

15:10-15:40



PT7-1-7

The Educational Role of the SKLV Center in Food-Animal Veterinary Medicine

Satoshi Ito

South Kyushu Livestock and Veterinary Medicine center, Joint Faculty of Veterinary Medicine, Kagoshima University, Soo, Japan

15:40-15:50

Coffee Break

15:50-16:00



07-1-8

Performance Evaluation of Generative Pre-trained Transformer on the National Veterinary Licensing Examination in Japan

Daiki Kato

Laboratory of Veterinary Surgery Graduate School of Agricultural and Life sciences The University of Tokyo, Japan

16:00-16:10



07-1-9

PREDICTING VETERINARIANS LICENSURE EXAMINATION OUTCOMES USING MOCK EXAM PERFORMANCE AND MACHINE LEARNING

Ryan Bismark Cacayorin Padiernos

Central Luzon State University, Philippines

16:10-16:20



07-1-10

Creating a global list of veterinary schools: implications for One Health workforce needs

Neil Patrick Vezeau

Lincoln Memorial University College of Veterinary Medicine at Orange Park, USA

16:20-16:30



07-1-11

INTEGRATING 'ONE HEALTH' COMPETENCIES INTO THE VETERINARY BACHELOR'S CURRICULUM: AN ANALYSIS OF CURRICULAR GAPS IN MONGOLIA

Otgontugs Bat

School of Veterinary Medicine, Mongolian University of Life Sciences, Mongolia

16:30-16:40

07-1-12 withdrawn

16:40-16:50



07-1-13

Distributed Veterinary Education: Lessons learned from a training program supporting the transition of clinicians into educators.

Paul Pollard

University of Surrey, UK

16:50-17:00



07-1-14

Reimagining Readiness: The Challenges and a Case for Professional Skills in Veterinary Education

Robert John Simpson

Louisiana State University School of Veterinary Medicine, USA

17:00-17:10



07-1-15

The Importance of Student Preparedness Characteristics for Veterinary Workplace Clinical Training (WCT) in a Distributive Curriculum.

Kamalan Jeevaratnam

University of Surrey, UK

17:10-17:20



07-1-16

REIMAGINING VETERINARY EDUCATION POST-PANDEMIC: CHALLENGES AND OPPORTUNITIES

Rodel Jonathan Vitor

University of the Philippines Manila, Philippines

17:20-17:30



07-1-17

SOCIAL MEDIA HATE IN VETERINARY PRACTICE: IMPACTS ON WELLBEING, REPUTATIONAL LOSS, AND INTERNATIONAL COUNTERMEASURES

Nataliia Klietsova

University of Hertfordshire, United Kingdom; Sumy National Agrarian University, Ukraine

07-1-18 withdrawn

17:30-17:40



07-1-19

BECOME A SUPER DOC WITH THERMAL VISION!

Yukiko Kuwahara


DVM, DRIC CVA AT LASERRIFFIC, USA

**Program 8-1
One Health for a Changing World:
Emerging Diseases, Contamination, and Beyond**

G402 (13:00-17:50)

Chair: **Manabu Onuma** (Biodiversity Division, National Institute for Environmental Studies, Japan)

13:00-13:30



IV8-1-2

Chronic Low-Dose Radiation Exposure and Reproductive Effects in Wild Rodents Following the Fukushima Nuclear Accident: Implications for One Health Risk Assessment

Manabu Onuma

Biodiversity Division, National Institute for Environmental Studies, Japan

13:30-14:00



IV8-1-3

Enhancing Multi-Sector Collaboration and Integrating Nature-Based Solutions for Better One Health Policy Outcomes

Jonathan M. Sleeman

College of Veterinary Medicine, University of Minnesota, St Paul, Minnesota, USA

14:00-14:30



IV8-1-4

Emerging and Re-emerging Environmental Contaminants under the One Health Framework: Metals, Pesticides, Microplastics, and PFAS across Wildlife and Human Health

Mayumi Ishizuka

Faculty of Veterinary Medicine, Hokkaido University, Japan

14:30-14:40

Coffee Break

14:40-14:50



08-1-5

Establishment of the Society of Asian Veterinary Epidemiology and One Health: SAVE-OH

Kohei Makita

Rakuno Gakuen University, Japan

14:50-15:00



08-1-6

One Health Joint Plan of Action for Emerging and Re-emerging Zoonotic epidemics and pandemics

Hwa-Young Lee

The Catholic University of Korea, Republic of Korea

15:00-15:10



08-1-7

IMPACT OF ONE HEALTH INTEGRATION ON ANIMAL PRODUCTIVITY AND NATIONAL PROSPERITY: AN INDIAN PERSPECTIVE

Naveen Kumar Gahlot

Post Graduate Institute of Veterinary Education and Research, Jaipur, India

15:10-15:20



08-1-8

One Health in History: Insights from Colonial Nigeria's Meat Industry

Oluwaseun Ootosede Williams

University College Dublin, Ireland

15:20-15:30



08-1-9

HARNESSING AI AND MODEL CONTEXT PROTOCOLS FOR ONE HEALTH: OPPORTUNITIES AND CHALLENGES IN DEVELOPING COUNTRIES

Gerry Amor Camer

University of Eastern Philippines, Philippines

15:30-15:40



08-1-10

One Health approaches and innovative education tools for sustainable control of neglected zoonoses

Makoto Ukita

Rakuno Gakuen University, Japan

15:40-15:50



08-1-11

RISK-BASED MANAGEMENT OF WILDLIFE SPILLOVER: CRITICAL ROLE OF VETERINARIANS IN OPERATIONALISING ONE HEALTH

Lesa Thompson

World Organisation for Animal Health, Japan

15:50-16:00



08-1-12

IMPROVING DRINKING WATER HYGIENE IN LAYER CHICKEN FARMS: STRATEGY FOR POULTRY HEALTH AND FOOD SAFETY

Irma Isnafia Arief

Faculty of Animal Science- IPB UNIVERSITY, Indonesia

16:00-16:10



08-1-13

SYNBIOTIC FROM ONION WASTE ENHANCE GROWTH AND SURVIVAL OF NILE TILAPIA (*Oreochromis niloticus*)

Ronalie Rafael

Central Luzon State University, Philippines

16:10-16:20



08-1-14

ENVIRONMENTAL IMPACTS OF PET OWNERSHIP: A RISING GLOBAL CHALLENGE AND POTENTIAL SOLUTIONS

Omid Nekouei

City University of Hong Kong, Hong Kong

16:20-16:30

Coffee Break

16:30-16:40

08-1-15 withdrawn

08-1-16 withdrawn

16:40-16:50



08-1-17

ADDRESSING RABIES RESURGENCE IN ASIA AND THE PACIFIC: SURVEILLANCE, VACCINATION, AND REGIONAL COORDINATION

Kinzang Dukpa

World Organisation for Animal Health, Japan

16:50-17:00



08-1-18

From Re-emergence to Eradication: The Management of the 2012-2014 Rabies Outbreak in Greece

George Valiakos

University of Thessaly, Greece

17:00-17:10



08-1-19

Identification of novel broad-spectrum antiviral drugs targeting the N-terminal domain of the FIPV nucleocapsid protein

Jintao Zhang

Huazhong Agricultural University, China

17:10-17:20



08-1-20

Herd level sero-prevalence of bovine brucellosis in Morogoro Region, Tanzania

Hayato Furumoto

Rakuno Gakuen University, Japan

17:20-17:30



08-1-21

Emerging Antimicrobial Resistance at the Farm Environment Interface: Phenotypic and Genetic Characterization of *Escherichia coli* from Dairy Buffalo Farms in the Philippines

Marvin Bryan Segundo Salinas

Central Luzon State University, Philippines

17:30-17:40



08-1-22

MOLECULAR IDENTIFICATION AND ANTIMICROBIAL RESISTANCE PROFILE OF PATHOGENIC *E. coli* ISOLATED FROM *C. megache Pala*

Putri Rahmatun Nazilah

Department of Health and Life Sciences, Faculty of Health, Medicine, and Life Sciences, Universitas Airlangga, Indonesia

17:40-17:50



08-1-23

Survey of *Corynebacterium ulcerans* carriage in cats in Niigata Prefecture, Japan, and subsequent measures

Tamako Ikeda

Niigata Prefecture Shibata Meat Inspection Center, Japan

April 22 (Wed)

Program 2-2
Cutting edge clinical medicine for companion animals
(Precision medicine for personalized treatment)

Hall B5 (9:00-12:00)

Chairs: **Kei Hayashi** (College of Veterinary Medicine, Cornell University, USA / University of Tokyo, Tokyo, Japan)
Takuya Mizuno (Yamaguchi University, Japan)

9:00-9:25



IV2-2-1

Clinician's perspective on precision medicine in veterinary practice

Yu Ueda

Clinical Associate Professor, North Carolina State University, USA

9:25-10:10



IV2-2-2

From Bench to Bedside - The Future of Precision Medicine for Companion Animals

Steven Friedenber

Department of Veterinary Clinical Sciences, College of Veterinary Medicine, University of Minnesota, Saint Paul, Minnesota, USA

10:10-10:20

Break

10:20-10:30



O2-2-3

Photodynamic therapy using ICG derivative (IR783)-Liposome for tumors in small animals

Yoshiharu Okamoto

WOLVES HAND Veterinary Advanced Medical Research Institute, Japan

10:30-10:40



O2-2-4

Development of a Molecular Targeted Drug Screening for Cancer in Dogs and Cats

Miki Ando

Laboratory of Veterinary Surgery, University of Tokyo, Japan

10:40-10:50



O2-2-5

POTENTIAL PROTECTIVE EFFECTS OF RESVERATROL AGAINST CABAZITAXEL-INDUCED CARDIOTOXICITY IN RATS

Hadeer Khaled Ali

PhD student, Veterinary Teaching Hospital, Tokyo University of Agriculture and Technology, Tokyo, Japan

April 22 (Wed)

10:50-11:00



02-2-6

RADIOGRAPHIC RESPONSE TO TARGETED THERAPY IN A CAT WITH PANCREATIC EXOCRINE ADENOCARCINOMA

Sang-June Sohn

Western Animal Medical Center, Seoul, Republic of Korea

11:00-11:10



02-2-7

POSTERIOR MEDIASTINAL T-CELL LYMPHOMA IN A CAT

Ayumi Takahashi

Joint Department of Veterinary Medicine, Tokyo University of Agriculture and Technology, Japan

11:10-11:20




02-2-8

Retrospective Comparison of Anaphylactic IgE Testing and Lymphocyte Proliferation Test for Food Allergens in Dogs Suspected of Allergy (n = 1,942)

Hiromi Sato

AAFL, Japan

11:20-11:30



02-2-9

Selective Detection of Anaphylactic IgE by CRE-DR Reduces Apparent Food Allergen Positivity in Canine Serum IgE Testing

Yumika Fukasawa

Animal Allergy Clinical Laboratories, Japan

11:30-11:40



02-2-10

SUCCESSFUL LIMB AMPUTATION FOR ACRAL NOCARDIOSIS WITH OSTEOMYELITIS IN A DOG

Kentaro Shirai

Tokyo University of Agriculture and Technology, Japan

11:40-11:50



02-2-11

ORAL-SOURCE PASTEURELLA MULTOCIDA ASSOCIATED WITH PRESUMPTIVE HEMATOGENOUS RENAL INVOLVEMENT IN A CAT

Sungho Lee

24h Changwon Referral Animal Hospital, Republic of Korea

11:50-12:00



02-2-12

Discovery of Anti-FIPV Candidates Through Screening of 39 Chinese Medicines

Hang Thi Phan

Tokyo University of Agriculture and Technology, Japan

Program 2-3(1)
Cutting edge clinical medicine for companion animals
(Cardiovascular Innovations)

Hall B5 (13:00-15:10)

Chairs: **Kei Hayashi** (College of Veterinary Medicine, Cornell University, USA / University of Tokyo, Tokyo, Japan)
Mitsuhiro Isaka (Rakuno Gakuen University, Japan)

13:00-13:30

**IV2-3-1-1**

Mitral Valve Repair in Dogs - Evolution to a Systematic and Geometric Approach

Masami Uechi*JASMINE Veterinary Cardiovascular Medical Center, Japan*

13:30-14:00

IV2-3-1-2

Current Experiences and Future Advances in Interventional Cardiology

Brad Gavaghan / Fiona Meyers*Veterinary Cardiologists Australia, Australia*

14:00-14:20

Coffee Break

14:20-14:30

**02-3-1-3**

Demographic Evaluation of Congenital Heart Disease (CHDs) : Retrospective Study of 297 Dogs and 26 Cats From 2021 to 2025

Wywy Goulda March*Tokyo university of agriculture and technology, Japan*

14:30-14:40

**02-3-1-4**

Long-term Medical Management of a Dog with Severe Myxomatous Mitral Valve Disease Complicated by Persistent Atrial Fibrillation

Akari Hatanaka*Tokyo University of Agriculture and Technology, Japan*

14:40-14:50

**02-3-1-5**

Influence of Muscle Relaxants and Thoracic Surgical Phases on Dynamic Respiratory Compliance in Puppies with Patent Ductus Arteriosus

Tingfeng Xu*Veterinary Teaching Hospital, Tokyo University of Agriculture and Technology, Japan*

14:50-15:00



02-3-1-6

EFFECTS OF VERAPROST SODIUM ADMINISTRATION IN DOGS WITH STAGE 2 CHRONIC KIDNEY DISEASE

Takuo Ishida

Akasaka Animal Hospital, Japan

15:00-15:10



02-3-1-7

EVALUATION OF SIMULTANEOUS RECORDING WITH ELECTROCARDIOGRAM AND PHONOCARDIOGRAM IN SMALL BIRDS

Shiori Takahashi

Nihon University, Japan

Program 2-3(2)

Cutting edge clinical medicine for companion animals (Robot-assisted Surgery) Hall B5 (15:30-17:30)

Chairs: **Kei Hayashi** (College of Veterinary Medicine, Cornell University, USA / University of Tokyo, Tokyo, Japan)
Madoka Amano (The University of Tokyo, Japan)

15:30-16:00



IV2-3-2-1

Robotic-Assisted Surgery in Companion Animals in Japan: Current Practice, Training, and Future Directions

Atsushi Fujita

JARVIS Animal Medical Center Tokyo, Tokyo, Japan / Japan Small Animal Medical Center, Saitama, Japan / Veterinary Medical Center, Graduate School of Agricultural and Life Sciences, The University of Tokyo, Tokyo, Japan

16:00-16:30



IV2-3-2-2

Application of Robotic Surgery in Veterinary Medicine

Darren Dongmin Sih

Director of Surgery, Ilsan Animal Medical Center, Republic of Korea

16:30-16:50

Coffee Break

16:50-17:00



02-3-2-3

FULL-ENDOSCOPIC SPINAL SURGERY FOR CANINE DISC DISEASE: TECHNICAL WORKFLOW AND CLINICAL OUTCOMES IN FIVE CASES

Yu Chen Tu

pumpfurbabyclinic, Taiwan

17:00-17:10

**02-3-2-4**

RIGHT INTRAHEPATIC PORTOSYSTEMIC SHUNT WITH ABSENCE OF THE LEFT PORTAL VEIN BRANCH IN A DOG

Karen Nishida

Tokyo University of Agriculture and Technology, Japan

17:10-17:20

**02-3-2-5**

Use of a Parallel Loop Line Prosthesis (PLL) for External Tracheal Support in a Dog with Tracheal Stent Fracture

Souta Tsukamoto

Tokyo University of Agriculture and Technology, Japan

17:20-17:30

**02-3-2-6**

Repeatability and Reproducibility of Superb Micro-vascular Imaging for Detecting Canine Diffuse Liver Disease

Phakrumpa Panitkosol

Hokkaido University, Japan

Program 3-2

Current Status of Transboundary Swine Infectious Diseases and the Control Strategies

Hall B7-1 (9:00-11:50)

Chairs: **Takehiro Kokuho** (NARO, Japan)

Satoshi Ito (South Kyushu Livestock and Veterinary Medicine center, Joint Faculty of Veterinary Medicine, Kagoshima University, Soo, Japan)

9:00-9:45

**IV3-2-1**

African Swine Fever at a Crossroads: Global Dynamics, Vaccines, and Predictive Modeling for Control

Jaime Bosch

Animal Health Department, Veterinary School Complutense University of Madrid (UCM) and Animal Health Surveillance Centre (VISA-VET), Spain

9:45-10:30

**IV3-2-2**

Molecular Dynamics of African Swine Fever Virus: Insights from GenBank Analyses and Field Surveillance in Vietnam

Nguyễn Thanh LÂM

Faculty of Veterinary Medicine, College of Agriculture, Can Tho University, Vietnam / Global African Swine Fever Research Alliance (GARA)

10:30-10:40



03-2-3

DEVELOPMENT OF TWO DUPLEX DDPCR ASSAYS FOR THE DETECTION OF ASFV AND *SUS SCROFA* DNA FROM WOLF CARCASSES

Amir reza Varzandi

Department of Veterinary Sciences, University of Turin., Italy

10:40-10:50



03-2-4

GENOMIC CHARACTERIZATION OF VACCINE-LIKE AND NATURALLY MUTATED ASFV VARIANTS IN DOMESTIC PIGS IN THAILAND

Trong Tung Nguyen

Department of Veterinary Microbiology, Faculty of Veterinary Science, Chulalongkorn University, Bangkok, Thailand

10:50-11:05

Break

11:05-11:50



IV3-2-5

Current status of classical swine fever control measures in wild boars in Japan

Shigeki Hirata


NARO Institute of Livestock and Grassland Science, Division of Animal Welfare and Wildlife Damage Management Research, Japan

Program 3-3 Current Status of Transboundary Ruminant Infectious Diseases and the Control Strategies

Hall B7-1 (13:00-16:30)

Chair: **Hirofumi Kugita** (WOAH, Japan)

13:00-13:30



IV3-3-1

Strengthening Animal Disease Reporting Through WAHIS: Opportunities and Challenges

Anastasija Popova

World Organisation for Animal Health, Asia and the Pacific Representation, Japan

13:30-14:00



IV3-3-2

Updates on African Swine Fever in Asia and the Pacific and Initiatives under the GF TADs Mechanism

Samuel Castro

Regional TADs Coordinator, World Organisation for Animal Health Regional Representation for Asia and the Pacific (WOAH RRAP)

14:00-14:15

Coffee Break

Chairs: **Masuo Sueyoshi** (Kagoshima University, Japan)
Hirofumi Kugita (WOAH, Japan)

14:15-15:00



IV3-3-3

CHALLENGES IN THE CONTROL OF FMD IN ASIA: NAVIGATING A DECADE OF CHANGING EPIDEMIOLOGY (2015-2025)

Ronello Abila

Veterinary Epidemiologist, Philippines

15:00-15:45



IV3-3-4

Transboundary ruminant diseases- changes, challenges, solutions and thoughts

Nadav Galon

International veterinary consultant, former CVO, Israel

15:45-16:00

Coffee Break

16:00-16:10



O3-3-5

LONG-TERM ASSESSMENT OF BLV INFECTION CONTROL IN JAPANESE BLACK BREEDING HERDS BASED ON PROVIRAL LOAD OVER SEVEN YEARS

Makoto Kajisa

M&Y Animal Service / Kagoshima, Japan

16:10-16:20

O3-3-6 withdrawn

16:20-16:30

O3-3-7 withdrawn

Program 4-2

Application of AI and Data Science in Pathology and Infectious Diseases

Hall B7-2 (9:00-12:00)

Chairs: **James K Chambers** (The University of Tokyo, Japan)
Ryo Nakao (Hokkaido University, Japan)

9:00-9:40



IV4-2-1

Application of Artificial Intelligence in Veterinary Pathology

Susumu Iwaide

National Institute of Animal Health, National Agriculture and Food Research Organization, Japan / Advanced Research Center for One Welfare, Tokyo University of Agriculture and Technology, Japan / Laboratory of Veterinary Toxicology, Tokyo University of Agriculture and Technology, Japan

9:40-10:20



IV4-2-2

Application of AI in veterinary parasitology: the case of AI-based microscopy for the diagnosis of gastrointestinal parasites in sheep and cattle and automated tick classification

Giulio Grandi

Swedish University of Agricultural Sciences, Department of Animal Biosciences, Uppsala, Sweden

10:20-10:35

Break

10:35-11:15



IV4-2-3

Artificial intelligence (AI) for climate-driven early warning: Strengthening sustainable and equitable disease preparedness

Masako Wada

EpiCentre, School of Veterinary Science, Massey University, New Zealand

11:15-12:00



IV4-2-4

From Rehabilitation to Real-Time Intelligence: Reimagining Wildlife Syndromic Surveillance in the AI Era

Pranav Sudhir Pandit

Assistant Professor of Veterinary Epidemiology, Weill School of Veterinary Medicine, UC Davis, USA

Program 4-3(2)

Application of AI and Data Science in Animal Husbandry and Biosecurity Management

Hall B7-2

(13:00-17:20)

Chairs: **James K Chambers** (The University of Tokyo, Japan)

Ryo Nakao (Hokkaido University, Japan)

13:00-13:10



O4-3-1

Machine Learning-Based Prognostic Modeling for Survival Prediction in Cats with Hypertrophic Cardiomyopathy

Mohammad Jokar

Faculty of Veterinary Medicine, University of Calgary, Calgary, AB, Canada

13:10-13:20



O4-3-2

Remodeled Metabolic Network of the Gut Microbiome in Canine Myxomatous Mitral Valve Disease

Chun Keung Pang

School of Biomedical Sciences, The Chinese University of Hong Kong, Hong Kong

13:20-13:30



04-3-3

Computational Identification of Sex- and Neuter-Related Microbial Signatures in the Canine Gut Microbiome

Mahnoor Farooq

Department of Physiology, College of Medicine, Soonchunhyang University, Cheonan, Republic of Korea

13:30-13:40



04-3-4

Canine Mood Analysis Using Bark Sounds

Augustine Wisely Bezalel

Sri Sivasubramaniya Nadar College of Engineering, India

13:40-13:50



04-3-5

QUANTILE REGRESSION UNCOVERS KEY RISK FACTORS FOR ENERGY CORRECTED MILK IN HIGH- AND LOW-YIELDING GERMAN COWS

Yury Zablotzki

Clinic for Ruminants with Ambulatory and Herd Health Services, Ludwig-Maximilians Universität Munich, Germany

13:50-14:00



04-3-6

QUANTITATIVE STUDY OF CLINICIAN-ADAPTIVE SOAP GENERATION COMPARED WITH HANDWRITTEN VETERINARY RECORDS

Kohei Saito

Joy with Paws LLC, Japan

14:00-14:10



04-3-7

Navigating Turbulent Environments: AI Revolution in Veterinary Clinics. A Case Study of "VetDopomoga" Sumy, Ukraine

Andrii Klietsov

Head of the NGO 'Society of Veterinary Business Owners' (SVBO), Owner of VetDopomoga Veterinary Clinics, Sumy, Ukraine

14:10-14:20



04-3-8

A SYSTEMATIC REVIEW AND BIBLIOMETRIC ANALYSIS OF AI IN VETERINARY MEDICINE FOR SMALL ANIMAL PRACTICES

Chayanan Keksombat

NJ ANIMAL HOSPITAL, Thailand

14:20-14:30

Coffee Break

Chairs: **Satoshi Ito** (South Kyushu Livestock and Veterinary Medicine center, Joint Faculty of Veterinary Medicine, Kagoshima University, Soo, Japan)
Ryota Matsuyama (National Institute of Animal Health, NARO, Japan)

14:30-15:10



IV4-3-1

Current Status and Future Prospects of AI and Data Science Applications in Japan's Livestock Industry

Kaz U-TCHi Ouchida

Livestock Journalist / Promoter / Researcher, Freelance, Japan

15:10-15:50



IV4-3-2

Integrated Biosecurity System Based on AI-Driven Cattle Facial Recognition

Satoshi Sekiguchi

Center for Animal Disease Control, University of Miyazaki, Japan

15:50-16:00

Coffee Break

16:00-16:40



IV4-3-3

AI Technology in Swine Veterinary Medicine: Perspectives on Practical Application in the Field

Takashi Kambayashi / Francisco Cabezon

Eco-Pork, Japan / Pipestone, France

16:40-17:20

IV4-3-4

AI - enabled poultry management system

Shigefumi Mori

Soreike System Consulting, Japan

Program 5-2 WVA One Health Summit

Hall D5 (9:00-12:00)

Impact of wildlife on animal health and human health

» **Emmanuele Soubeyran** (WOAH)

Impact of wildlife on animal health and human health

» **Jessica Kayamori Lopes** (WHO)

Wildlife Trade

» **TOBAI Sadayosi** (Traffic)

Pandemic Prevention (hpa1, amr, wildlife surveillance)

» **Jonathan Epstein**

Bush meat

» **Paul van der Merwe**

Q&A

Program 5-3 WVA One Health Summit

Hall D5 (13:00-16:00)

Food security

» **Thanawat Tiensin** (FAO)

Integrated Surveillance OH

» **Marysa Peyre** (PREZODE)

Environmental enrichment and biodiversity

» **Manabu Onuma** (Biodiversity Division, National Institute for Environmental Studies)

Aspects of climate change

» **Dao Nguyen** (IUCN)

Panel Discussion

» **Tamy Negron (IVSA)**

» **Jeannet Kessels (WVEA)**

Program 6-2 Bovine Respiratory Disease Complex

Sponsored by: BRDC Frontiers (Zoetis Japan)

Hall D7 (9:00-11:40)

Chair: **Yusuke Yamashita** (Hokkaido Agriculture and Mutual Aid Association Nayoro Large Animal Clinic, Japan)

9:00-9:30



IV6-2-1

Dairy calf health management: focus on lung ultrasound

Theresa Ollivett

University of Wisconsin – Madison School of Veterinary Medicine located in Madison, Wisconsin, USA

9:30-10:00



IV6-2-2

Pharmacokinetic study and PK/PD analysis of oral analgesic-antipyretic drugs in cattle


Kazuaki Sasaki

Cooperative Department of Veterinary Medicine, Tokyo University of Agriculture and Technology, Japan

10:00-10:20

Coffee Break

10:20-10:30



06-2-3

From Art to Science: Standardization as the Foundation for Epidemiological BRDC Control and "Kaizen" in Cattle Productio

Shingo Ishikawa

Osaka Metropolitan University, Japan

10:30-10:40



06-2-4

Visualizing BRDC Risk: Multiplex RT-qPCR as a Standardized Tool for Pathogen Profiling

Yusuke Gotou

Iwate Prefectural Central Livestock Hygiene Service Center, Japan

10:40-10:50



06-2-5

Age-standardized Heart Girth Ratio is Associated with BRDC Risk in Japanese Black Calves

Yuto Kano

Kagoshima Prefectural Agricultural Mutual Aid Association, Japan

10:50-11:00



06-2-6

Utility of Pulse Oximetry SpO₂ as a Novel Diagnostic for Bovine Respiratory Disease Complex

Toru Fujita

Nansatsu Veterinary Clinic, Kagoshima Agricultural Mutual Aid Association, Japan

11:00-11:10



06-2-7

Evaluation of Definitive Diagnostic Methods for Subclinical Pneumonia in Calves

Daiki Katou

Kagoshima University, Japan

11:10-11:20

06-2-8 withdrawn

11:20-11:30



06-2-9

The relationship between ruminal mat consistency and calf mortality

Shinsuke Abe

Miyazaki Agricultural Mutual Aid Association, Japan

11:30-11:40



06-2-10

Age-dependent differences in inflammatory responses in endotoxin-challenged calves

Yasunobu Nishi

Onga veterinary clinic, Japan

Program 6-3(1)

Sponsored by: RIKEN VETS PHARMA CO.,LTD.

The Forefront of Soft Tissue Surgery in Calves A New Paradigm for Dairy Cow Health

Hall D7 (13:00-15:00)

Chair: **Reiichiro Sato** (Department of Veterinary Science, Faculty of Agriculture, University of Miyazaki, Japan)

13:00-13:50



IV6-3-2

Straight Talk on Stiff Legs: A review of spastic paresis in calves

Andrew Niehaus

Faculty of Veterinary Medicine, The Ohio State University, Columbus, OH, USA

13:50-14:40



IV6-3-1

Soft tissue Surgery in Calves

Reiichiro Sato

Department of Veterinary Science, Faculty of Agriculture, University of Miyazaki, Japan

14:40-15:00

Coffee Break

Program 6-3(2)

Sponsored by: NIPPON ZENYAKU KOGYO CO., LTD.

A New Paradigm for Dairy Cow Health

Hall D7 (15:00-16:50)

Chair: **Norio Yamagishi** (Osaka Metropolitan University, Japan)

15:00-16:00

IV6-3-6

The Calci-Inflammatory Network: What We Missed While Chasing Calcium

Burim N. Ametaj

University of Alberta, Canada

16:00-16:20



PT152-2

The impact of free-choice bicarbonate/trace mineral consumption on performance of Holstein cows at varying stages of lactation during the summer in northern New York

Ren Matsuda

ZENOAG, Japan

April 22 (Wed)

16:20-16:30



PT152-3

Predicting the onset of left displaced abomasum using behavioral changes measured by small 3D acceleration sensors attached to a cow collar

Keiko Ikeda

School of Veterinary Medicine, Rakuno Gakuen University, Japan

16:30-16:50



PT152-4

Untargeted serum metabolomics highlights hypocalcemia-related physiological signatures in dairy cows

Tamako Miyazaki

Human Animal Interaction, School of Veterinary Medicine, Iwate University, Japan

Program 7-2

Challenges to Veterinary Education Reform (Skills Lab)

G502 (9:00-11:40)

Chairs: **Reiichiro Sato** (Department of Veterinary Science, Faculty of Agriculture, University of Miyazaki, Japan)

Kohei Makita (School of Veterinary Medicine, Rakuno Gakuen University, Japan)

9:00-9:30




IV7-2-1

Essential role of skill labs and mock clinics in pre-clinical veterinary training

Pierre Lekeux

European Association of Establishments for Veterinary Education (EAEVE), Vienna, Austria, and Faculty of Veterinary Medicine, University of Liege, Belgium

9:30-10:00



IV7-2-2

Simulation training focused on acquiring Day One Competence in clinical veterinary training

Takaharu Itami

School of Veterinary Medicine, Rakuno Gakuen University, Japan

10:00-10:20

Coffee Break

10:20-10:30



07-2-3

Complementing on-site meat inspection training for veterinary students using virtual reality technology

Kyoko Chisato

Rakuno Gakuen University, Japan

10:30-10:40



07-2-4

Evaluation of satisfaction with virtual reality training for meat inspection in veterinary education

Arina Nishiwaki

Rakuno Gakuen University, Japan

10:40-11:00



PT7-2-5

Education Using VR Teaching Materials and Its Effectiveness in the Field of Farm Animal Clinical Practice

Reiichiro Sato

Department of Veterinary Science, Faculty of Agriculture, University of Miyazaki, Japan

11:00-11:10



07-2-6

A survey of veterinary students in Japan, Thailand, and the United States regarding the donation of companion animals for veterinary necropsy education

Haruka Takahashi

Rakuno Gakuen University, Japan

11:10-11:20



07-2-7

Experience and Application of Companion Animal Necropsy Training Using Raccoons Through Regional Collaboration

Io Otani

School of Veterinary Medicine, Rakuno Gakuen University, Japan

11:20-11:40



PT7-2-8

Development of a Canine Surgical Training Model for Veterinary Education

Shingo Miyawaki

Laboratory of Veterinary Surgery, Faculty of Applied Biological Sciences, Gifu University, Japan

Program 7-3

**Internationalization of Veterinary Education:
Efforts to Improve Standards in Asia**

G502 (13:00-16:30)

Chairs: **Hiroaki Kariwa** (Faculty of Veterinary Medicine, Hokkaido University, Japan)

Kazuyuki Suzuki (School of Veterinary Medicine, Rakuno Gakuen University, Japan)

13:00-13:10

M7-3-1

Opening Message from Chair

Hiroaki Kariwa

Faculty of Veterinary Medicine, Hokkaido University, Japan

13:10-13:30



PT7-3-2

The Evolution and Current Status of Veterinary Education Reform in Japan **Masatoshi Hori**

President of Japanese Association of Establishments for Veterinary Education (JAEVE) / Professor of Laboratory of Veterinary Pharmacology, Graduate School of Agriculture and Life Sciences, The University of Tokyo, Japan

13:30-14:20



IV7-3-3

Compliance of Veterinary Education Establishments with accreditation Standards and acquisition by all veterinary students of Day One Competences: a global concern **Pierre Lekeux**

European Association of Establishments for Veterinary Education (EAEVE), Vienna, Austria, and Faculty of Veterinary Medicine, University of Liege, Belgium

14:20-14:30

Coffee Break

14:30-15:00



IV7-3-4

Seoul National University College of Veterinary Medicine's Journey toward AVMA Accreditation: Process, Challenges, and Continuing Improvement **Myung-Sun Chun**

Office of Veterinary Medical Education, College of Veterinary Medicine, Seoul National University, Republic of Korea

15:00-15:30

IV7-3-5

Toward International Veterinary Education in Southeast Asia: The Southeast Asia Veterinary School Accreditation Standards Initiative **Khongsak Thiangtum**

Faculty of Veterinary Medicine, Kasetsart University, Thailand

15:30-15:45



PT7-3-6

Process and Efforts for EAEVE Accreditation in Kagoshima University, Japan **Takuro Arimura**

Joint Faculty of Veterinary Medicine, Kagoshima University, Japan

15:45-16:00



PT7-3-7

Two Vet Schools, One Curriculum: The VetNorth Japan Experience with EAEVE Accreditation **Masashi Okamura**

Department of Veterinary Medicine, Obihiro University of Agriculture and Veterinary Medicine, Japan

16:00-16:15



PT7-3-8

ASIAN ASSOCIATION OF VETERINARY SCHOOLS (AAVS): WORKING TOGETHER TO IMPROVE VETERINARY EDUCATION OUTCOMES

Takashi Matsuwaki

Associate Professor, The University of Tokyo, Japan / Secretary General, Asian Association of Veterinary Schools

16:15-16:30



PT7-3-9

Comparison of International Accreditation Systems for Veterinary Education Worldwide

Shusaku Shibutani

Joint Faculty of Veterinary Medicine, Yamaguchi University, Japan

Program 8-2

Innovations in Animal Welfare Science: Livestock, Zoo, and Laboratory Animals

G402 (9:00-11:20)

Chair: **Yuki Otani** (Hokkaido University, Japan)

9:00-9:30



IV8-2-1

Behind Closed Doors: Animal Welfare and the Meat We Eat

Yukari Togami

Faculty of Veterinary Medicine, Department of Veterinary Science, Chair of Animal Welfare, Ethology, Animal Hygiene and Animal Housing, Ludwig-Maximilians-University Munich, Germany

9:30-10:00



IV8-2-2

Bridging Science and Society: Transparency, Responsibility, and Respect in Laboratory Animal Care

Angela Schwarzer

Faculty of Veterinary Medicine, Department of Veterinary Science, Chair of Animal Welfare, Ethology, Animal Hygiene and Animal Housing, Ludwig-Maximilians-University Munich, Germany

10:00-10:20

Coffee Break

10:20-10:30



O8-2-3

GENETIC INBREEDING ASSESSMENT AND POPULATION STRUCTURE ANALYSIS OF ENDANGERED TOKARA HORSES

Tomoko Yoshihara

Kagoshima University, Japan

10:30-10:40



08-2-4

THE EVOLUTION OF EXERCISE MONITORING IN EQUINE ATHLETES -A PRACTICAL APPROACH

Olga Witkowska-Pilaszewicz

Department of Large Animals Diseases and Clinic, Institute of Veterinary Medicine, Warsaw University of Life Sciences, Warsaw, Poland

10:40-10:50

08-2-5 withdrawn

10:50-11:00



08-2-6

CAPTIVITY ENHANCES MICROBIAL AND FUNCTIONAL STABILITY IN CHIMPANZEES

Jiho SIN

Graduate student, Department of Physiology, College of Medicine, Soonchunhyang University, Cheonan, 31151, Republic of Korea

11:00-11:10



08-2-7

BALANCING ANIMAL WELFARE AND EXPERIMENTAL OUTCOMES IN RODENT CANCER RESEARCH MODELS

Carolyn M Malinowski

The University of Texas MD Anderson Cancer Center, USA

11:10-11:20



08-2-8

Study of the effects of tramadol withdrawal syndrome in parents on depressive and anxiety behavior in rat offspring

Kimiya Tale

Department of Veterinary Medicine, Science and Research Branch, Islamic Azad University, Tehran, Iran

Poster Session

Poster 1

Small Animal 1

Hall C Foyer

**P1-1**

Long-Term Survival in a Cat with Ebstein's Anomaly and Arrhythmia Successfully Controlled with Medical Management

Rio Hayashi

Tokyo University of Agriculture and Technology, Japan

**P1-2**

TRANSIENT MYOCARDIAL INJURY FOLLOWING TRANSCATHETER EDGE-TO-EDGE MITRAL VALVE REPAIR IN MMVD DOGS

Anusak Kijawornrat

Department of Physiology, Faculty of Veterinary Science, Chulalongkorn University, Thailand

**P1-3**

ACE inhibitors differentially modulate plasma chymase activity in canine PDA

Kazumi Shimada

Tokyo University of Agriculture and Technology, Japan

**P1-4**

DILATED CARDIOMYOPATHY WITH CONGESTIVE HEART FAILURE IN A DOMESTIC SHORTHAIR CAT: A CASE REPORT

Pattaranan Piyasart

Thonglor Pet Hospital, Bangkok, Thailand

**P1-5**

ECHOCARDIOGRAPHIC RESPONSE TO MAVACAMTEN IN A DOG WITH OBSTRUCTIVE HYPERTROPHIC CARDIOMYOPATHY

Lina Hamabe

Tokyo University of Agriculture and Technology, Japan

**P1-6**

HEMODYNAMIC-RHYTHM UNCOUPLING DURING PACEMAKER IMPLANTATION UNDER INHALANT ANESTHESIA IN A DOG

Jeessoo Cha

Chief of Anesthesiology and Pain Management, VIP Cheongdam Animal Medical Center, Seoul, Republic of Korea

P1-7 withdrawn

P1-8 withdrawn



P1-9

A case of a dog treated for pulmonary edema secondary to myxomatous mitral valve disease with sacubitril/valsartan

Ririko Kawase

Tokyo University of Agriculture and Technology, Japan



P1-10

SUCCESSFUL CONTINUOUS FUROSEMIDE RESCUE IN A CAT WITH ACUTE CARDIOGENIC PULMONARY EDEMA: A CASE REPORT

Chawanwith Samachikthummakun

Thonglor Veterinary Hospital, Thailand

P1-11 withdrawn



P1-12

The effect of potassium citrate drug on blood and urinary parameters in cats with kidney problems referred to some clinics in Tabriz, Iran in 2023-2024

Mohamadreza Jahantabi

Me, Iran



P1-13

EVALUATION OF HEPATIC TISSUE STIFFNESS IN HEALTHY DOGS USING SHEAR WAVE MEASUREMENT

Jo Ihara

Tokyo University of Agriculture and Technology, Japan



P1-14

Successful management of septic shock and multi-organ failure caused by infection of *Streptococcus canis* in a geriatric dog

Hyunjeong Sung

VIP Animal Medical center, Republic of Korea



P1-15

Minimally Invasive Management of Feline Inflammatory Polyps Using Video Otoscopy

Reiko Usui

Dog and Cat Ear Clinic, Japan



P1-16

Development of a Canine Cancer Gene Panel Homologous to Clinically Validated Human Cancer Gene Panels

Shoma Koseki

Laboratory of Veterinary Surgery, Graduate School of Agricultural and Life Sciences, The University of Tokyo, Japan



P1-17

PREDNISOLONE AS A THERAPEUTIC OPTION TO SHORTEN REGRESSION TIME IN CANINE CUTANEOUS HISTIOCYTOMA

Natnicha Panyawisetpong

ME-D Animal Hospital, Thailand



P1-18

Prolonged Progression-Free Survival in Three Dogs with Bladder TCC Following Autologous Tumor Antigen Vaccination

Shigeki Imamoto

Shinjo Animal Hospital, Japan



P1-19

APPLICATION OF NGS-BASED LIQUID BIOPSY FOR TREATMENT RESPONSE EVALUATION IN CANCER-BEARING DOGS

Jiahui Lin

Graduate Institute of Veterinary Clinical Sciences, School of Veterinary Medicine, National Taiwan University, Taiwan



P1-20

Raising awareness about One Health among members of the society

Malgorzata Maria Bala

Chair of Epidemiology and Preventive Medicine, Jagiellonian University Medical College, Krakow, Poland



P1-21

The World Veterinary Environmental Alliance. Climate, Sustainability, Biodiversity. Global veterinary collaboration in response to the planetary crisis

Jeannet H Kessels

World Veterinary Environmental Alliance, Australia



P1-22

A CASE REPORT OF THE IDIOPATHIC CEREBRAL HEMORRHAGIC INFARCTION IN A 2-YEAR-OLD AKITA INU.

Jutamat Thamkitja

Neurology and Spine Center, Thonglor International Pet Hospital Thailand, Thailand

P1-23 withdrawn

Poster 2 Infectious Disease

Hall C Foyer



P2-1

CLINICAL CHARACTERISTICS OF TWO COMPANION CANINES WITH SEVERE FEVER WITH THROMBOCYTOPENIA SYNDROME VIRUS

Joon-Seok Chae

Seoul National University College of Veterinary Medicine, Republic of Korea



P2-2

FINDINGS FROM INVESTIGATING COMPANION ANIMALS SUSPECTED OF SFTS VIRUS INFECTION AT ANIMAL HOSPITALS IN NAGASAKI

Akira Yoshikawa

Nagasaki Prefectural Institute of Environment and Public Health, Japan



P2-3

UNDERSTANDING TICK PREVENTION GAPS THROUGH ONE HEALTH LENS: EVIDENCE FROM COMPANION ANIMAL OWNERS IN KERALA, INDIA

Mohammad Faizan T K

College of Veterinary and Animal Sciences, Pookode, Kerala Veterinary and Animal Sciences University, India

Poster 3 Public Health & Infectious Diseases 1

Hall C Foyer



P3-1

CHOLESTEROL SYNTHESIS INHIBITORS EFFECTIVELY INHIBIT THE REPLICATION OF AFRICAN SWINE FEVER VIRUS IN VITRO

Jia Liu

National Key Laboratory of Agricultural Microbiology, College of Veterinary Medicine, Huazhong Agricultural University, Wuhan, China



P3-2

BEYOND THE FARM: AFRICAN SWINE FEVER IN MINDANAO, PHILIPPINES—PREVALENCE, RISKS, FARMER PERSPECTIVES, AND FINANCIAL LOSSES

Alan Payot Dargantes

Central Mindanao University, Philippines



P3-3

DISTINCT EARLY HUMORAL AND CELLULAR IMMUNE RESPONSES INDUCED BY IFN- α , Fc, AND HSP70 IN A CSFV E2 SUBUNIT VACCINE

Chien-Chun Kuo

Research Center for Animal Biologics, National Pingtung University of Science and Technology, Taiwan



P3-4

PPP2R5B regulates ANPEP expression and TGEV entry via dephosphorylation of HSF1 at Ser304/Ser308

Yichen Yang

State Key Laboratory of Agricultural Microbiology, College of Veterinary Medicine, Huazhong Agricultural University, Wuhan, China



P3-5

COMPARATIVE PATHOGENICITY OF THREE GENETICALLY DISTINCT PRRSV STRAINS IN PIGLETS


Linxing Tian

Huazhong Agricultural University, China

P3-6 withdrawn

**Poster 4
One Health 1**

Hall C Foyer



P4-1

Stress Evaluation Following Meloxicam Administration in Abomasal Displacement Repair Surgery

Hideaki Hayashi

Rakuno Gakuen University, Japan



P4-2

Assessment of Dairy Cattle Welfare in Negros Occidental, Philippines Using the Welfare Quality® Protocol

Flor Marie Immanuelle Rafallo Pilapil-Amante

University of the Philippines Los Baños, Philippines



P4-3

EVIDENCE AND STATUS OF THE JAPAN ANIMAL WELFARE LIVESTOCK ASSOCIATION CERTIFICATION FOR DAIRY FARMS

TETSUYA SEO

Obihiro University of Agriculture and Veterinary Medicine, Japan



P4-4

MOTIVATION OF TETHERED DAIRY COWS TO OBTAIN HUMAN BRUSHING IN AN OPERANT BELL-RINGING TASK

Yurina Yamane

Obihiro University of Agriculture and Veterinary Medicine, Japan



P4-5

NON-CONTACT INFRARED THERMOMETRY IN MINIATURE PIGS: WHICH MEASUREMENT SITE IS PRACTICAL FOR REAL-WORLD USE?

Yasunobu Hasuta

Division of Mineral Metabolism, Center for Molecular Medicine, Jichi Medical University, Japan




P4-6

More than the absence of pain, suffering, and harm: Positive animal welfare in chickens

Lisa Jung

Science for Innovative and Sustainable Poultry Production (WING), University of Veterinary Medicine Hannover, Germany




P4-7

EFFECTS OF SLAUGHTER AGE ON TIBIA CHARACTERISTICS OF FAST GROWING BROILERS

Esin Ebru Onbasilar

Ankara University, Turkey




P4-8

An innovative of game meat produced in Nagasaki Prefecture - a support system for stray cat managers.

Shigeru Nakamura

University of Nagasaki, Japan



P4-9

Rehabilitation and physical therapy of Post-Traumatic Forelimb Deviation in an Arabian Filly: A Case Report

Touran Tahmasbi

Department of Basic Science, Faculty of Veterinary Medicine, University of Tehran, Tehran, Iran

Poster 5 AI & Data Science

Hall C Foyer




P5-1

INTEGRATED TRANSCRIPTOMIC ANALYSIS UNCOVERS NEW THERAPEUTIC TARGETS IN CANINE ORAL MELANOMA

Ying Kuo

National Taiwan University, Taiwan



P5-2

OBSERVATIONAL COMPARISON OF BEHAVIORAL TIME BUDGETS IN FINISHING WAGYU CATTLE BETWEEN FARMS

Nanako Mochizuki

Obihiro University of Agriculture and Veterinary Medicine, Japan



P5-3

EMPOWERING RURAL VETERINARY MEDICINE THROUGH DIGITAL TRANSFORMATION: THE 2019-2026 TECHNOLOGY ADOPTION MODEL

Ercan ÖDÜL

President, Kars Chamber of Veterinary Surgeons (Kars VHO), Turkey

April 22 (Wed)

Poster 6 Farm Animal 1

Hall C Foyer



P6-1

INTEGRATED DIAGNOSTIC AND WELFARE APPROACHES TO ENZOOTIC BOVINE LEUKOSIS IN JAPANESE BLACK CATTLE: HISTOPATHOLOGICAL CONFIRMATION AND CLINICAL IMPLICATIONS OF SINGLE-DOSE DEXAMETHASONE

Masaaki Nakamura

Niigata Prefectural Kaetsu Livestock Hygiene Service Center, Japan




P6-2

ON-FARM CONTROL STRATEGY FOR BOVINE CRYPTOSPORIDIOSIS

Kazuaki Takahashi

Osaka metropolitan university, Japan



P6-3

FACTORS INFLUENCING THE MATURATION PROCESS OF THE INTESTINAL MICROBIOTA IN CALVES IN CHIBA PREFECTURE

Natsuki Ohtani

Chiba Prefectural Agricultural Mutual Aid Association, Japan



P6-4

Phytogetic nutrition and phytobiotic teat care in mastitis control of dairy cows

Yuriy Balji

NFT-KATU, Kazakhstan



P6-5

SHORT-TERM TRANSPORT EFFECTS ON STRESS-RELATED HORMONES AND BONE METABOLISM IN HOLSTEIN HEIFERS

Koki Itagaki

Osaka Metropolitan University, Japan

Poster 7 Veterinary Education 1

Hall C Foyer



P7-1

VETERINARY STUDENTS, WILDLIFE, CONSERVATION: A SURVEY ON KNOWLEDGE GAPS AND THE ROLE OF UNIVERSITY IN VIETNAM

Son Vu Nguyen

Faculty of Veterinary Medicine, Vietnam National University of Agriculture, Viet Nam



P7-2

THE ASSOCIATION BETWEEN VETERINARY NURSES' RESILIENCE AND JOB SATISFACTION, COMPASSION FATIGUE, AND BURNOUT

Haruka Tomono

Yamazaki University of Animal Health Technology, Japan

Poster 8
Public Health 1

Hall C Foyer



P8-1

SEROPREVALENCE AND RISK FACTORS OF HEPATITIS E VIRUS INFECTION AMONG BACTRIAN CAMEL HERDERS IN DORNOD PROVINCE, MONGOLIA

Davaasuren Nergui

Department of Infectious Diseases and Microbiology, School of Veterinary Medicine, Mongolian University of Life Sciences, Mongolia



P8-2

POLYVALENT PHAGE vB_SaIS_KY05 FOR SALMONELLA CONTROL IN PET FOOD

Yuan-Yu Lin

National Taiwan University, Taiwan



P8-3

NEXT-GENERATION SEQUENCING ANALYSIS UNVEILS CRYPTIC RESISTANCE IN ZONOTIC SALMONELLA CHOLERAESUIS

Chiao-Hsu Ke

National Taiwan University, Taiwan

P8-4 withdrawn



P8-5

DETECTION OF *LISTERIA* SPP. AND *COXIELLA BURNETII* IN BULK TANK MILK OF DAIRY SMALL RUMINANT FARMS IN GREECE

George C. Fthenakis

University of Thessaly, Greece



P8-6

GENOMIC EPIDEMIOLOGY OF SALMONELLA ORANIENBURG ISOLATES FROM HUMANS, CHICKENS, AND FOOD IN JAPAN

Jun Kawase

Shimane Prefectural Institute of Public Health and Environmental Science, Japan

P8-7 withdrawn

P8-8 withdrawn



P8-9

Adaptation of nutria (*Myocastor coypus*), an invasive alien species, to manganese (Mn) soils

Yumiko Nitta

Hiroshima Shudo University, Japan



P8-10

ONE HEALTH FOR A BETTER TOMORROW: VETERINARY MEDICINE HOLDS THE KEY

Abdul Basit

University of Hohenheim, Stuttgart, Germany

Poster 9 Farm Animal 2

Hall C Foyer




P9-1

Bovine viral diarrhea virus E2 Targets SLC3A2 to Modulate Lipid Peroxidation for Replication Advantage

Wu Di

National Key Laboratory of Agricultural Microbiology, China



P9-2

BIOSECURITY MEASURES FOR ENZOOTIC BOVINE LEUKOSIS USING BARN LAYOUT VISUALIZATION

Chikako Tani

Kagoshima University, Japan



P9-3

ON-SITE DETECTION OF HIGHLY INFECTIOUS BOVINE LEUKEMIA VIRUS-INFECTED CATTLE USING PORTABLE REAL-TIME PCR

Chiho Iyanaga

Laboratory of Animal Infectious Disease and Prevention, Department of Veterinary Medicine, Faculty of Agriculture, University of Miyazaki, Japan



P9-4

Host Factors Contributing to the Development of Enzootic Bovine Leukemia (EBL)

Isa Abashi Nakamura

Rakuno Gakuen University, Japan



P9-5

INSECTICIDAL EFFECTS OF FIPRONIL ON FLIES *MUSCA DOMESTICA* AND *FANNIA CANICULARIS*

Issei Higaki

Ehime Veterinary Medical Association, Japan



P9-6

OVARECTOMY AND OVARIAN VESSEL LIGATION IN CATTLE: PRODUCTIVE AND REPRODUCTIVE IMPLICATIONS

Shigenori Matsuzaki

TOKACHI ANIMAL REPRODUCTION LABORATORY, Japan



P9-7

Reduction of Carcass Damage in Japanese Black Fattening Female Cattle Using Anti-Gonadotropin Releasing Factor Agents

Ieharu Sasaki

Zoetis Japan Inc, Japan



P9-8

Evaluation of microvascular blood flow impairment in the teat of lactating cows associated with machine milking

Tomomi Kurumisawa

Azabu University, Japan



P9-9

SUGAR DORESSING THERAPY IN COWS WITH EXPOSED BONE DUE TO INJURY

Tetsuya Horikita

Laboratory of Large Animal Clinical Sciences, Nihon University, Japan



P9-10

Uncovering Cardiac Molecular Remodelling in Racing Thoroughbreds with Paroxysmal Atrial Fibrillation

Charlotte Erika Edling

University of Surrey, UK



P9-11

IDENTIFICATION AND HERD-LEVEL ERADICATION OF DUCHENNE MUSCULAR DYSTROPHY IN JAPANESE BLACK CATTLE

Hiroaki Kondo

Miyazaki Agricultural Mutual Aid Association (NOSAI Miyazaki), Miyazaki, Japan



P9-12

Examination of the Roter Interaction Analysis System (RIAS) categories used in large-animal veterinary medicine

Miso Suzuki

Laboratory of Large Animal Clinical Sciences, Nihon University, Japan



P9-13

NUMBERS OF LIVESTOCK IN EHIME PREFECTURE DURING 1970 - 2025

Tetsuya Osawa

Ehime Veterinary Medical Association, Japan

P9-14 withdrawn



P9-15

MORPHOLOGICAL CHARACTERISTICS OF THE DIGESTIVE ORGANS OF BROILER CHICKENS FED COARSELY CRUSHED MUSSEL SHELLS

Nina Dankevych

Odesa State Agrarian University, Ukraine



P9-16

HEAT STRESS INDUCES HEPATIC FERROPTOSIS IN BROILERS VIA ACTIVATION OF THE LAMP2A-GPX4 AXIS

Ting Wang

National Key Laboratory of Agricultural Microbiology, College of Veterinary Medicine, Huazhong Agricultural University, Wuhan, China

Poster 10 Veterinary Education 2

Hall C Foyer



P10-1

Survey on radiation work management and protective awareness in zoos and aquariums

Aina Yamamoto

Department of Radiological Health Management, Institute of Industrial Ecological Sciences, University of Occupational and Environmental Health, Japan



P10-2


OCCUPATIONAL FINGER DOSE DURING MANUAL RESTRAINT IN VETERINARY RADIOGRAPHY: A PHANTOM STUDY

Keisuke Nagamoto

University of Occupational and Environmental Health, Japan

**Poster 11
Advanced Research 1**

Hall C Foyer



P11-1

IMMPHENOTYPIC OVERLAP BETWEEN FELINE PROGRESSIVE HISTIOCYTOSIS AND HISTIOCYTIC SARCOMA

Cho-Yen Tsai

National Taiwan University, Graduate Institute of Molecular and Comparative Pathobiology, Taiwan



P11-2

Transcriptome Analysis of Gene Expression in Feline Injections-site Sarcoma

Serena Lin

Graduate Institute of Molecular and Comparative Pathobiology, National Taiwan University, Taiwan



P11-3

Elucidation of Genetic Diversity of *Bartonella quintana* Strains from Japanese Macaques Using a Core Genome MLST

Yoshiki Nomura

Nihon University, Japan

April 23 (Thu)

Program 1-5 Better Health, Better Welfare - Shaping the Future of Clinical Medicine of Companion Animal

Hall C (13:00-18:00)

Chairs: **Kei Hayashi** (College of Veterinary Medicine, Cornell University, USA / University of Tokyo, Tokyo, Japan)
Mitsuyoshi Takiguchi (Hokkaido University, Japan)

13:00-13:30



IV1-5-1

Companion Animal Welfare in Taiwan: Better and Worse
Kendy Tzu-yun Teng

Department of Veterinary Medicine, College of Veterinary Medicine, National Chung Hsing University, Taiwan

13:30-14:00



IV1-5-2

Companion Animal Welfare and Ethics in Korea: Current Challenges and the Veterinarian's Role
Myung-Sun Chun

College of Veterinary Medicine, Seoul National University, Republic of Korea

14:00-14:30



IV1-5-3

Who Cares More? A Look at Specialty Care and Animal Welfare in Sweden and how it compares to the US
Barbro Filliquist

Associate Professor of Orthopedic Surgery, UC Davis School of Veterinary Medicine, Davis, USA

14:30-15:00



IV1-5-4

Emerging area of animal welfare research and evaluation of animal abuse investigation in Japan
Aki Tanaka

Department of Veterinary Medicine, Nippon Veterinary and Life Science University, Japan

15:00-15:20

Coffee Break

15:20-15:50



IV1-5-5

When "Healthy" Is Not "Well"
Niwako Ogata

Department of Veterinary Clinical Sciences, Purdue University, USA

15:50-16:20



IV1-5-6

Caring for Animals, Caring for Ourselves: Welfare and Compassion Fatigue in Europe

Yukari Togami

Faculty of Veterinary Medicine, Department of Veterinary Science, Chair of Animal Welfare, Ethology, Animal Hygiene and Animal Housing, Ludwig-Maximilians-University Munich, Germany

16:20-16:50



IV1-5-7

Raising the Bar: New Standards for Companion Animal Health and Welfare in Europe

Rowena Packer

Royal Veterinary College, London, UK

16:50-17:20

Discussion

17:20-17:30



01-5-8

ONE WELL-BEING: JAHA'S STRATEGIC APPROACH TO VETERINARY LEADERSHIP AND HUMAN-ANIMAL INTERACTION INITIATIVES

Naoko Yoshida

Japanese Animal Hospital Association, Japan

17:30-17:40



01-5-9

Under Water Treadmill-Based Rehabilitation in Dogs: Clinical Observations from 30 Cases

Tadashi Sano

Obihiro University of Agriculture and Veterinary Medicine, Japan

17:40-17:50



01-5-10

Surgical Management of Obstructive Urolithiasis in Companion Male Goats: A Retrospective Evaluation of 33 Cases

Nami Otake

Ito Animal Welfare Hospital, Japan

17:50-18:00



01-5-11

INTRAOPERATIVE OPIOID-SPARING MANAGEMENT OF A CAT UNDERGOING BILATERAL FEMORAL HEAD OSTEOATOMY

Ryota Watanabe

Small Animal Clinical Science, College of Veterinary Medicine & Biomedical Science, Texas A&M University, USA

Program 2-4 Regenerative Veterinary Medicine

Hall B5 (9:00-12:00)

Chairs: **Kyung-Sun Kang** (College of Veterinary Medicine, Seoul National University, Seoul, Republic of Korea)
Kazuya Edamura (Nihon University, Japan)

9:00-9:30




IV2-4-1

Highly Functional Bioengineered Liver with Perfusable Vasculature **Kyung-Sun Kang**

College of Veterinary Medicine, Seoul National University, Seoul, Republic of Korea

9:30-10:00



IV2-4-2

Advanced Fibrin Hydrogel Platform for Osteochondral Regeneration: Combined Stem Cell and GrowthFactor Therapy in a Rabbit Model

Ogay Vyacheslav

Stem Cell Laboratory, National Center for Biotechnology, Astana, Kazakhstan

10:00-10:30




IV2-4-3

Generation of Canine and Feline Induced Pluripotent Stem Cells and Their Future Perspectives in Veterinary Medicine

Shingo Hatoya

Graduate School of Veterinary Science, Osaka Metropolitan University, Japan

10:30-11:00



IV2-4-4

Current in Veterinary Regenerative Medicine: Clinical Applications of Mesenchymal Stromal Cell Therapy

Takahiro Teshima

Faculty of Veterinary Science, Nippon Veterinary and Life Science University, Japan / Research Center for Animal Life Science, Nippon Veterinary and Life Science University, Japan

11:00-11:20

Coffee Break

11:20-11:30



O2-4-5

POSTOPERATIVE TRANSPLANTATION OF MESENCHYMAL STROMAL CELLS IN RACEHORSES WITH INTRA-ARTICULAR FRACTURES.

Miho daniel Yoshitomi

Kagoshima University, Japan

11:30-11:40



02-4-6

A SUSTAINABLE HYDROGEL FROM MANGO PEEL PECTIN ENRICHED WITH CENTELLA ASIATICA FOR VETERINARY WOUND HEALING

Miguel Angel Ramos-Reyes

Autonomous University of Ciudad Juarez, Mexico

11:40-11:50

02-4-7 withdrawn

11:50-12:00



02-4-8

EXPERIMENTAL EVALUATION OF EXOSOME-LOADED INJECTABLE HYDROGEL FOR ACCELERATED HEALING OF INFECTED DIABETIC WOUNDS IN MICE

Mahdis Mahdavi

Doctor of Veterinary Medicine, Bab.C., Islamic Azad University, Babol, Iran

**Program 2-5
Disease & Ecology of Wildlife**

Hall B5 (13:00-16:00)

Chair: **Ryota Matsuyama** (National Institute of Animal Health, NARO, Japan)

13:00-13:30



IV2-5-1

Innovations in Animal Health Surveillance: Leveraging Machine Learning in the Era of Climate Change and Pandemics

Pranav Sudhir Pandit

Assistant Professor of Veterinary Epidemiology, Weill School of Veterinary Medicine, UC Davis, USA

13:30-14:00



IV2-5-2

Extracting key information from human-animal interface

Hiroshi Nishiura

Center for Health Security, Graduate School of Medicine, Kyoto University, Japan

14:00-14:20

Coffee Break

Chair : **MacKenzie L. Kwak** (Hokkaido University, Japan)

14:20-14:50

IV2-5-3

Invasion of exotic species and risk of tick-borne diseases

Kandai Doi

Department of Wildlife Biology, Forestry and Forest Products Research Institute, Japan

14:50-15:20



IV2-5-4


The Need for a One Health Approach to Reduce the Risk of Zoonotic Diseases Posed by Invasive Species

Yuya Watari

Forestry and Forest Products Research Institute, Japan

Chair: **Kandai Doi** (Department of Wildlife Biology, Forestry and Forest Products Research Institute, Japan)

15:20-15:30



02-5-5

ISOLATION OF SEVERE FEVER WITH THROMBOCYTOPENIA SYNDROME VIRUS FROM A WILD LEOPARD CAT (*PRIONAILURUS BENGALENSIS EUPTILURA*) IN THE REPUBLIC OF KOREA

Hye-ryung Byun

Seoul National University, Republic of Korea

15:30-15:40



02-5-6

INFERRING POPULATION-LEVEL IMPACTS OF WILDLIFE DISEASES IN THE ABSENCE OF POPULATION ABUNDANCE DATA

Ryota Matsuyama

National Institute of Animal Health, NARO, Japan

15:40-15:50



02-5-7

Characterization of co-infections and mitochondrial-genome of haemosporidian parasites in Swinhoe's pheasant (*Lophura swinhoii*) by Nanopore sequencing

Shyun Chou

National Chung Hsing University, Taiwan

15:50-16:00



02-5-8

Molecular Detection and Mitochondrial Lineage Diversity of *Haemoproteus columbae* in Urban Rock Pigeons in Taiwan

Max Roberto Chang Ishcol

College of Veterinary Medicine, National Chung-Hsing University, Taiwan

Program 3-4 Current Status and Future of Vaccine Strategies Against Classical and African Swine Fever

Sponsored by: MSD

Hall B7-1 (9:00-11:05)

Chair: **Satoshi Ito** (South Kyushu Livestock and Veterinary Medicine center, Joint Faculty of Veterinary Medicine, Kagoshima University, Soo, Japan)

9:00-9:30



IV3-4-1

Classical Swine Fever Vaccines in Japan: Characteristics and Efficacy Evaluation

Katsuhiko Fukai

Division of Transboundary Animal Disease Research, National Institute of Animal Health, National Agriculture and Food Research Organization, Japan

9:30-9:45



PT3-4-2

WIMBOARD: A DECISION-SUPPORT FRAMEWORK FOR ASF CONTROL AND VACCINATION IN WILD BOAR POPULATION

Benjamin Ivorra

Prof., Interdisciplinary Mathematics Institute (IMI) & Department of Applied Mathematics and Mathematical Analysis, Universidad Complutense de Madrid, Spain

9:45-10:00



PT3-4-3

Potential Risks Associated with the Use of Live Attenuated African Swine Fever Vaccines of Different Genotypes

Tomoya Kitamura

Senior Researcher, National Agriculture and Food Research Organization, Japan

10:00-10:15



O3-4-4

Successful Post-ASF Rehabilitation Through Housing Transformation and Enhanced Biosecurity

Alongkot Boonsoongnern

Department of Farm Resources and Production Medicine, Faculty of Veterinary Medicine, Kasetsart University, Thailand

O3-4-5 withdrawn

10:15-10:30



O3-4-6

PROSPECTS FOR LIVE-ATTENUATED AFRICAN SWINE FEVER VACCINES: A META-ANALYSIS OF EFFICACY AND SAFETY

Eurade Ntakiyisumba

Jeonbuk National University, Republic of Korea

10:30-11:05

Coffee Break

Program 3-4

Large Animal: Research Presentation 2

Hall B7-1 (11:05-11:45)

Chair: **Hideo Iso** (ISO VETERINARY SERVICE (Japan), Japan)

11:05-11:15



03-4-7

Investigation of bovine leukemia virus seroprevalence and proviral load-based transmission risk classification in beef breeding cattle in Ibaraki, Japan

Yuki Fujii

Ibaraki Prefecture Kenpoku Livestock Hygiene Service Center, Japan

11:15-11:25



03-4-8

DIAGNOSIS AND PREDICTION OF ENZOOTIC BOVINE LEUKOSIS USING A HIGH-THROUGHPUT CLONALITY ANALYSIS "RAISING"

Tomohiro Okagawa

Hokkaido University / FASMAC Co. Ltd., Japan

11:25-11:35



03-4-9

A clinical case of enzootic bovine leukosis in a Holstein cow with almost no tumor cells in the peripheral blood

Masaki Maezawa

Laboratory of OSG Veterinary Science for Global Disease Management, Graduate School of Agricultural and Life Sciences, The University of Tokyo, Japan

11:35-11:45



03-4-10

A new surgical technique for fixing the abomasum using a toggle Pin in dairy cow LDA

Hideo Iso

ISO VETERINARY SERVICE, Japan

Program 4-4**Bat-borne infectious diseases as emerging and re-emerging threats**

Hall B7-2 (9:00-11:10)

Chair: **Hiroshi Shimoda** (Yamaguchi University, Japan)

9:00-9:30

**IV4-4-1****HOW CAN WE PREVENT THE NEXT PANDEMIC?****Raina K Plowright**

Rudolf J. and Katharine L. Steffen Professor, Department of Public and Ecosystem Health, College of Veterinary Medicine, Cornell University, Ithaca, USA

9:30-10:00

**IV4-4-2****Bat-inspired immunity lessons for health****Linfa Wang**

Programme in Emerging Infectious Diseases, Duke-NUS Medical School, Singapore

10:00-10:30


**IV4-4-3****Surveillance and Experimental Characterization of Bat-Derived Betacoronaviruses in East Asia****Shin Murakami**

Department of Veterinary Medicine, the University of Tokyo, Japan

10:30-10:50

Coffee Break

10:50-11:00

**O4-4-4****THE IMPACT OF DEFORESTATION ON BAT-BORNE ZONOTIC DISEASES TO COMPANION ANIMALS(CATS AND DOGS) AND HUMANS: A ONE HEALTH CHALLENGE****Yulia Erika**

Zech Vet Care, Indonesia

11:00-11:10

O4-4-5 withdrawn

Program 5-4 [WVA Animal Welfare Seminar] Professionals' Dialogue on Animal

Hall D5 (9:00-11:00)

9:00-9:05

Welcome

- » **Petra Sindern** (WVA)

9:05-11:00

Scientific and conceptual foundations of animal sentience

- » **Speaker: Patricia Turner** (WVA Past President)

Animal Sentience from Evidence to Influence

- » **Speaker: Michelle Groleau** (CVMA, Director, Animal Welfare)

From Recognition to Regulation: Embedding Animal Sentience into Policy Frameworks

- » **Speaker: Rebeca García** (Veterinary Advisor on Animal Welfare, UK Animal Welfare Focal Point; Animal and Plant Health Agency (APHA), Department of Food, Agriculture and Rural Affairs (Defra))

WVA perspective on animal sentience (pre-recorded/online)

- » **Speaker: Bonnie Beaver (online)** (Professor, Texas A&M University, AVMA Past President)

Panel: Guided Interactive Discussion

- » **Moderator: Enid Stiles** (WVA)
- » **All panellists + WOA and IVSA**

Program 5-5 (1) [WVA Veterinary Seminar] One Health Education

Hall D5 (13:00-14:50)

- » **Chair: Slaven Grbic** (WVA)

Session 1

OH Education Pillar: a real example of Fukuoka

- » **Speaker: Seitaro Hattori** (Fukuoka Prefecture Governor)

Session 2

International frameworks and standards

- » **Speaker: WOA**

Session 3

Mapping the Unknown: Gaps in One Health and Planetary Health Education Worldwide

- » **Speaker: Deborah Thompson** (WVA One Health Education Subgroup / Founder and Director, One Health Lessons)

Session 4

Roundtable - One Health as a Core Educational Competency

- » **Moderator: James Ouma** (WVA)
- » **Roundtable: Ted Mashima** (AAVMC)
 - Pierre Lekeux** (EAEVE)
 - Noursaid Tigli** (2A2E-V)
 - Takashi Matsuwaki** (AAVS)
 - Helio Blume** (WVA Councillor Latin America)
 - Bertina Sum** (IVSA)

Program 5-5 (2) WVA Medicines Stewardship Workshop

Hall D5 (15:00-17:00)

TBA

- » **Moderator: TBA** (WVA)
- » **Speaker: Alemayehu Hailemariam** (Brooke)
 - Olatunji Nasir** (WVA)
- » **Workshop lead: Rens van Dodenburg** (WVA Working Group ad hoc member)

Program 6-4 Recent Advances in Forensic Veterinary Medicine

Hall D7 (9:00-11:30)

Chair: **James K Chambers** (The University of Tokyo, Japan)

9:00-9:30



IV6-4-1

Veterinary Forensics Beyond Necropsy: A Taiwanese Perspective

Wei-Hsiang Huang

School of Veterinary Medicine, National Taiwan University, Taiwan

9:30-10:00



IV6-4-2

Veterinary forensics: A comparative medicine approach to animal cruelty and the intersection of human and animal postmortem investigations

Rachel Allavena

School of Veterinary Science, The University of Queensland, Gatton, Australia

10:00-10:30



IV6-4-3

The application of forensic veterinary medicine in Japan

Aki Tanaka

Faculty of Veterinary Medicine, Nippon Veterinary and Life Science University, Japan

10:30-10:50

Coffee Break

10:50-11:00



O6-4-4

Characteristics of Veterinary Forensic Necropsy Cases Involving Animal Abuse in Japan at NVLU

Yuko Kihara

Nippon Veterinary and Life Science University, Japan

11:00-11:10



O6-4-5

The role of veterinary forensic pathology in judicial investigations: analysis of 196 animal necropsies in Costa Rica

Juan Diego Hidalgo

Escuela de Medicina y Cirugía Veterinaria San Francisco de Asís, Costa Rica

11:10-11:20



O6-4-6

Three necropsy cases suspected of sexual abuse among a series of cat death attributed to a single perpetrator

Mizuki Omori

Nippon Veterinary and Life Science University, Japan

11:20-11:30



O6-4-7

Case Report: mtDNA-Based Identification of the Japanese Marten (*Martes melampus*) in Vehicle Cable Damage Incidents

Reina Ueda

Nippon Veterinary and Life Science University, Japan

Program 6-5(1) Addressing Antimicrobial Resistance through One Health: From Global Frameworks to Local Actions

Hall D7 (13:00-16:00)

Chairs: **Tetsuo Asai** (The United Graduate School of Veterinary Sciences, Gifu University, Japan)

Toyotaka Sato (Laboratory of Veterinary Hygiene, Faculty of Veterinary Medicine, Hokkaido University, Japan / Graduate School of Infectious Diseases, Hokkaido University, Japan / One Health Research Center, Hokkaido University, Japan)

13:00-13:35



IV6-5-1-1

Antimicrobial Resistance in Human Medicine: Current Status and One Health Strategies

Yohei Doi

Division of Infectious Diseases, University of Pittsburgh School of Medicine, USA / Division of Infectious Diseases, Fujita Health University School of Medicine, Japan

13:35-14:00



IV6-5-1-2

Antimicrobial Usage in Animals: Surveillance Insights and Mitigation Strategies to Combat Antimicrobial Resistance.

Pondpan Suwanthada

Regional AMR Project Officer, World Organisation for Animal Health, Regional Representation for Asia and the Pacific

14:00-14:25



IV6-5-1-3

Current Status and Challenges of Livestock-Associated Antimicrobial Resistance (AMR) in Japan

Michiko Kawanishi

Veterinary AMR Center, National Veterinary Assay Laboratory, Ministry of Agriculture, Forestry and Fisheries, Japan

14:25-14:50



IV6-5-1-4

Current Situation of Antimicrobial-Resistant Bacteria in Companion Animals and the One Health Approach

Toyotaka Sato

Laboratory of Veterinary Hygiene, Faculty of Veterinary Medicine, Hokkaido University, Japan / Graduate School of Infectious Diseases, Hokkaido University, Japan / One Health Research Center, Hokkaido University, Japan

14:50-15:15



IV6-5-1-5

Antimicrobial resistant bacteria in high-touch surface: the unseen transmission pathways

Torahiko Okubo

Faculty of Health Sciences, Hokkaido University, Japan

15:15-15:40



IV6-5-1-6

One Health Approach to understanding and managing animal derived antimicrobial resistant bacteria

Masaru Usui

Rakuno Gakuen University, School of Veterinary Medicine, Japan

15:40-16:00

Panel Discussion

Program 6-5(2)

Antimicrobial Resistance in Aquatic Animals: A One-Water Perspective

Hall D7 (16:00-18:20)

Chair: **Keiko Kawamoto** (Azabu University, Japan)

16:00-16:30



IV6-5-2-1

ONE HEALTH IN AQUACULTURE: ADDRESSING ANTIMICROBIAL RESISTANCE AND EMERGING DISEASE RISKS AT THE HUMAN-ANIMAL-ENVIRONMENT INTERFACE

Channarong Rodkhum

Director, Center of Excellence in Fish Infectious Diseases (CE FID), Faculty of Veterinary Science, Chulalongkorn University, Bangkok, Thailand

16:30-17:00



IV6-5-2-2

Circulation and Potential Horizontal Transfer of the Erythromycin Resistance Gene *erm(B)* from Enterococci to the Fish-Pathogenic *Lactococcus formosensis* and *Lactococcus garvieae* serotype III in Aquaculture

Terutoyo Yoshida

Faculty of Agriculture, University of Miyazaki, Japan

17:00-17:30



IV6-5-2-3

Antimicrobial Resistance and Its Current Status in the Aquaculture of Japan

Manabu Furushita

Department of Food Science and Technology, National Fisheries University, Japan

17:30-18:00



IV6-5-2-4

Antimicrobial Resistance Issue in Asian Aquaculture and Vaccine Development

Shih-Chu Chen

General Research Service Center, National Pingtung University of Science and Technology, Pingtung, Taiwan / International Program of Ornamental Fish Technology and Aquatic Animal Health, International College, National Pingtung University of Science and Technology, Pingtung, Taiwan

06-5-2-5 withdrawn**06-5-2-6 withdrawn**

18:00-18:10

**06-5-2-7**GENETIC ANALYSIS AND ISOLATION OF *MYCOPLASMA PHOCICEREBRALE* IN CAPTIVE PINNIPEDS**Chihiro Kiyonaga***Laboratory of Preventive Veterinary Medicine and Animal Health, Department of Veterinary Medicine, College of Bioresource Sciences, Nihon University, Japan*

18:10-18:20

**06-5-2-8**

MITIGATING ANTIBIOTIC MISUSE IN SMALL-SCALE AQUACULTURE: A HONG KONG CASE STUDY

Brett MacKinnon*City University of Hong Kong, Hong Kong***Program 7-4
Global Threats and Control of Infectious Diseases**

G502 (13:00-14:10)

Chair: **Yasuo Inoshima** (Gifu University, Japan)

13:00-13:10

**07-4-1**

DEVELOPMENT OF RECOMBINASE POLYMERASE AMPLIFICATION (RPA) ASSAY-BASED TEST KIT COMBINED WITH LATERAL FLOW IMMUNOCHROMATOGRAPHY (LFI) FOR VISUAL DETECTION OF RABIES VIRUS IN THE PHILIPPINES

Joram Jardinez Gautane*Veterinary Surgeon, Philippines*

13:10-13:20

**07-4-2**

Phylogenetic and Spatial Dynamics of Rabies Virus in Thailand: A Retrospective Study Using MicrobeTrace

Bopit Puyati*Buriram Provincial Livestock Office, Department of Livestock Development, Thailand*

13:20-13:30

**07-4-3**

TWO-LEAVES AND MANY BITES: PROFILING DOG-BITES AND ADHERENCE TO RABIES PROPHYLAXIS IN TEA-ESTATE COMMUNITIES OF UDALGURI DISTRICT, ASSAM, INDIA

Harish Kumar Tiwari*Indian Institute of Technology Guwahati, India*

13:30-13:40



07-4-4

Cell Adaptation, Attenuation, and Vaccine Efficacy of a Genotype VII Virulent Newcastle Disease Virus Isolated in Taiwan

Shu Ju Yeh

Graduate Institute of Animal Vaccine Technology, College of Veterinary Medicine, National Pingtung University of Science and Technology, Taiwan

13:40-13:50

07-4-5 withdrawn

13:50-14:00



07-4-6

LIVESTOCK-DERIVED COLLAGEN PEPTIDES TARGETING ZONOTIC PLASMODIUM KNOWLESI MALARIA

Cahyo Budiman

IPB University, Indonesia

14:00-14:10



07-4-7

Development of a Mobile Real-Time PCR System Using PicoGene® PCR1100 for Detection of SFTS Virus Genes

Tamaki OKabayashi

University of Miyazaki, Japan

Poster Session

Poster 12 Small Animal 2

Hall C Foyer



P12-1

Canine Adipose-Derived Mesenchymal Stem cell Extracellular vesicle Therapy for Chronic Kidney Disease and Myxomatous Mitral Valve Disease in a Dog

Kyungmi Lee

VIP Medical Center, 7, Samseong-ro 133-gil, Gangnam-gu, Seoul, Republic of Korea



P12-2

Regional Etiologies of Feline Anemia: Findings from a Retrospective Clinical Study

Hsia Ling Chen

PhD Student, Department of Veterinary Medicine, College of Veterinary Medicine, National Chung Hsing University, Taiwan



P12-3

Regional Etiologies of Canine Anemia: Findings from a Retrospective Clinical Study

Alastair Hao Zhe Chin

Graduate Student, Department of Veterinary Medicine, College of Veterinary Medicine, National Chung Hsing University, Taiwan



P12-4

Surgical decompression of an extradural inflammatory lesion causing hindlimb paralysis in a juvenile cat

Koangyong Sung

Jukjeon Animal Medical Center, Republic of Korea



P12-5

Chronic Degenerative Spinal Disease accompanied by Secondary Complications in a Senior Canine: A Case Study

Nikki May Chi Ee

Faculty of Veterinary Medicine, Gadjah Mada University, Indonesia



P12-6

The Role of Hippo pathway in Tumorigenesis of Feline Injection-site Sarcoma (FISS) and the Therapeutic Potential of Verteporfin on FISS

Tsai-Ning Shih

Graduate Institute of Molecular and Comparative Pathobiology, National Taiwan University, Taiwan



P12-7

Correlation between body weight and Vincristine-induced adverse events in dogs treated for multicentric B cell lymphoma

Chih-Yun Wang

Graduate Institute of Veterinary Clinical Sciences, School of Veterinary Medicine, National Taiwan University, Taipei, Taiwan



P12-8

Prospects for the Societal Integration of Veterinary Nuclear Medicine and Targeted Radionuclide Therapy (TRT)

Takehiko Kakizaki

Kitasato University School of Veterinary Medicine, Japan




P12-9

DEVELOPMENT OF THERAPEUTIC ANTIBODIES FOR FELINE PERITONITIS (FIP)

Yu-Ru Huang

Graduate Institute of Molecular and Comparative Pathobiology, National Taiwan University, Taiwan



P12-10

POINT-OF-CARE TESTING OF VIRAL INFECTIONS IN COMPANION ANIMALS WITH A NOVEL MOBILE REAL-TIME PCR DEVICE

Yuichi Fukui

Komachi Animal Hospital, Japan




P12-11

ANTHELMINTIC EFFICACY OF PRAZIQUANTEL AGAINST *PHARYNGOSTOMUM CORDATUM* IN DOGS

Tohru Fukase

Okayama University of Science, Japan

P12-12 withdrawn



P12-13

TRIAL PREPARATION OF A PAW PAD CARE OINTMENT: COMBINATION WITH POWDER OF A GINGER FAMILY PLANT

Sakika Tomioka

Okayama University of Science, Japan

P12-14 withdrawn



P12-15

COMPARING DEATH CAUSES AND AGES FOR TWO DOG BREEDS: GOLDEN RETRIEVER AND CHIHUAHUA

Joji Ota

Inuyama Animal General Medical Center, Team HOPE, Japan

**P12-16**

The effects of observer gender on feline acute pain assessment using three pain scoring instruments

Beatriz P Monteiro

Department of Clinical Sciences, Faculty of Veterinary Medicine, University of Montréal, Saint Hyacinthe, Canada

Poster 13
Advanced Research 2

Hall C Foyer

**P13-1**

ANTI-INFLAMMATORY STUDY OF CANNABINOID ON HUMAN PANCREATIC DUCTAL CANCER IN XENOGRAFT NUDE MICE

Kasem Rattanapinyopituk

Department of Pathology, Faculty of Veterinary Science, Chulalongkorn University, Thailand

Poster 14
Public Health 2

Hall C Foyer

**P14-1**

Canine circovirus and feline parvovirus circulation in asymptomatic wild canids in Croatia

Ivana Lojkic

Croatian veterinary institute, Department of virology, Croatia

**P14-2**

Toxoplasma gondii AND *Neospora caninum* INFECTING FREE-RANGING BOARS (*Sus scrofa*) IN THE SANTA CATARINA PLATEAU, BRAZIL

Anderson Barbosa de Moura

Universidade do Estado de Santa Catarina (UDESC) / Centro de Ciências Agroveterinárias (CAV), Brazil

**P14-3**

MOLECULAR EPIDEMIOLOGY OF *CRYPTOSPORIDIUM PARVUM* IN PARAGUAY: FIRST REPORT OF GENOTYPES IN CATTLE

Yukari Koyama

Chiba University, Japan

P14-4 withdrawn



P14-5

PREVALENCE OF SUSPECTED FILARIAL INFECTION IN CATS BASED ON *WOLBACHIA* DNA DETECTION

Lan Anh Le

Laboratory of Veterinary Parasitic Diseases, Department of Veterinary Sciences, Faculty of Agriculture, University of Miyazaki, Japan



P14-6

SPATIAL MAXIMUM ENTROPY (MaxEnt) ANALYSIS IN PREDICTING POTENTIAL ZONOTIC SOURCES FOR CONTROL OF DISEASES IN POST-DISASTER NORTH SUMATRA

Muhammad Wira Tanginas Aldiana

Institut Teknologi Bandung, Indonesia



P14-7

The extinction and reintroduction of Oriental storks (*Ciconia boyciana*) in Japan; one health and one plan approach

Rei MATSUMOTO

Hyogo Park of the Oriental White Stork, Japan



P14-8

RAPID DNA EXTRACTION FROM ELEPHANT BLOOD FOR ELEPHANT ENDOTHELITROPIC HERPESVIRUS 1A-RPA DETECTION

Thanchanok Gordsueb

Chiang Mai University, Thailand

Poster 15 Public Health 3

Hall C Foyer



P15-1

Comparative Analysis of Avian Influenza Infection in Bat and Chicken Organoids Reveals Tissue-Specific Barriers and Differential Immune Control

Nai-Huei Wu

National Taiwan University, Taiwan



P15-2

HIGHLY PATHOGENIC AVIAN INFLUENZA H5N1 IN NON-DOMESTIC FELIDS: A TWO-DECADE GLOBAL REVIEW WITH INSIGHTS FROM VIET NAM

Nam Huu Nguyen

Vietnam Veterinary Association, Viet Nam



P15-3

EARLY WARNING FOR AVIAN INFLUENZA IN VIETNAM USING INTERNET-BASED DATA

Dung Thi Le

FAO ECTAD Viet Nam, Viet Nam



P15-4

THE ROLE OF WILD BIRDS IN THE SPREAD OF HIGHLY PATHOGENIC AVIAN INFLUENZA (HPAI) IN KAZAKHSTAN

Yersyn Mukhanbetkaliyev

S. Seifullin Kazakh Agrotechnical Research University, Kazakhstan



P15-5

Monitoring system for HPAIV in water environments where migratory birds stopover

Kentaro Yamada

University of Miyazaki, Japan

**Poster 16
Forensic**

Hall C Foyer



P16-1

The Utility of Necropsy and Histological Examination for Diagnosing Poisoning in Suspicious Cat Deaths with Suspected Ethylene Glycol Poisoning

Touko Fujita

Laboratory of Wildlife Medicine, Department of Veterinary Medicine, Nippon Veterinary and Life Science University, Japan



P16-2

Veterinary Forensic Application of LC-MS/MS for Detecting Anticoagulant Rodenticides in Stray and Wild Animals

Siang Ting Chen

The Graduate Institute of Molecular and Comparative Pathobiology, School of Veterinary Medicine, National Taiwan University, Taipei, Taiwan




P16-3

Usefulness of autopsy imaging (AI) in veterinary forensic investigations

Tokuma Yanai

The Institute of Veterinary Forensic Science, Japan



P16-4

ALLELE FREQUENCIES AND FORENSIC PARAMETERS OF 18 SHORT TANDEM REPEAT LOCI IN 50 MIXED-BREED DOGS FROM TAIWAN

Yung Yun Yang

Graduate Institute of Molecular and Comparative Pathobiology, School of Veterinary Medicine, National Taiwan University, Taipei, Taiwan

Poster 17 One Health 2

Hall C Foyer



P17-1

PHYTOBIOTIC EXTRUDED FEEDS TO MITIGATE AMR RISKS IN ASIAN AQUACULTURE

Yuriy Balji

S.Seifullin Kazakh Agro Technical Research University, Kazakhstan

Poster 18 One Health 3

Hall C Foyer




P18-1

Association between genomic somatic cell score and antimicrobial use for mastitis treatment in primiparous dairy cows

Takuma Okabe

Chiba Prefectural Agricultural Mutual Aid Association, Japan



P18-2

OWNER DECISION-MAKING TO SEEK ANTIBIOTIC PRESCRIPTIONS IN CANINE INFECTIOUS DISEASES IN JAPAN

Yuya Kimura

Yamazaki University of Animal Health Technology, Japan



P18-3

A NATIONAL ON-FARM ANTIMICROBIAL USAGE MONITORING PROGRAM IN POULTRY PRODUCTION IN THE UNITED STATES

Randall Singer

University of Minnesota, USA



P18-4

MOLECULAR MECHANISMS OF CIPROFLOXACIN RESISTANCE IN ANIMAL-DERIVED *KLEBSIELLA PNEUMONIAE*

Yun Chieh Mai

Graduate Institute of Veterinary Medicine, School of Veterinary Medicine, National Taiwan University, Taiwan



P18-5

PREVALENCE, ANTIMICROBIAL RESISTANCE PATTERNS, AND ONE HEALTH IMPLICATIONS OF *SALMONELLA* IN WILD BIRDS: A GLOBAL META-ANALYSIS

Gayeon Won

Jeonbuk National University - Specialized Campus, Republic of Korea



P18-6

Genotypic and Phenotypic Antimicrobial Resistance of *Streptococcus dysgalactiae* from Diseased Pigs in Central and Southern Taiwan

Chunkai Chang

National Chiayi University, Taiwan



P18-7

Haptoglobin as a Potential Biomarker for Inflammation in Hysterotomy-Produced Colostrum-Deprived Piglets Transplanted with Fecal Microbiota

Yoshihiro Muneta

Graduate School of Agriculture Science, Kobe University, Japan



P18-8

NATIONAL-REGIONAL COMPARISON OF ANTIMICROBIAL RESISTANCE POLICIES IN INDONESIA'S ANIMAL HEALTH SECTOR

Fadhilah Amaliyah Haq

Independent Researcher, Indonesia



P18-9

Characterization of extraintestinal pathogenic *Escherichia coli* from urine of canine and feline

Kuang-Sheng Yeh

National Taiwan University, Taiwan



P18-10

Methicillin-Resistant *Staphylococcus schleiferi* Associated with Pseudoplacental Endometrial Hyperplasia in a Young Dog: A Case Report

Parameshwara Kurapati

Hamlin Vet clinic, USA



P18-11

KNOWLEDGE, ATTITUDE, AND PRACTICES (KAP) ON AMR AND AMU IN POULTRY AMONG KEY STAKEHOLDERS IN THE PHILIPPINES

Virginia Mauro Venturina

Central Luzon State University, Philippines



P18-12

ONE HEALTH IMPLICATIONS OF INVASIVE HIPPOPOTAMUSES IN COLOMBIA

Rheanna Rheanna

Universitas Gadjah Mada, Indonesia

P18-13 withdrawn

P18-14 withdrawn

Poster 19 Small Animal 3

Hall C Foyer



P19-1

COMPREHENSIVE ANALYSIS OF CANINE FEED COMPONENTS AND THEIR IMPLICATIONS FOR METABOLIC DISEASE RISK

Juyoun Kang

Dankook University, Republic of Korea



P19-2

A survey on the Estrus Status of Female Kittens and the Recommended age for Neutering of Kittens in Japan

Mei Nomura

Spay Vets Japan, Japan

Poster 20 Small Animal 4

Hall C Foyer



P20-1

Dogs show higher sequence similarity to humans than mice with respect to cancer-related genes

Hayato Shibahara

Graduate School of Agricultural and Life Sciences, The University of Tokyo, Japan



P20-2

CUTANEOUS LYMPHOMA AT INJECTION SITE WITH SYSTEMIC METASTASIS IN A CAT

Ayaka Shimmura

Laboratory of Veterinary Toxicology, Tokyo University of Agriculture and Technology, Japan

P20-3 withdrawn



P20-4

SECONDARY NASAL INVOLVEMENT OF FOLLICULAR LYMPHOMA WITH AL AMYLOID DEPOSITION IN A CAT

Yu Furusawa

Kagoshima University, Japan



P20-5

Identification of Amyloidogenic Regions in the lambda light chain of Canine Localized AL Amyloidosis

Momoko Yoshikura

Tokyo University of Agriculture and Technology, Japan



P20-6

EXPANDING THE CLINICAL AND GENETIC SPECTRUM OF CANINE PYRUVATE KINASE DEFICIENCY: TWO MISDIAGNOSED CASES

Wei Nung Chiu

National Taiwan University, Taiwan



P20-7

ANESTHETIC STABILITY DURING PROLONGED NEUROSURGERY USING CONTINUOUS REMIFENTANIL INFUSION IN JAPANESE MONKEY

Mari Kumashiro

Tamagawa University, Japan



P20-8

Construction and efficacy verification of attenuated vaccine against feline infectious peritonitis virus.

Pengpeng Wang

Huazhong Agricultural University, China



P20-9

Isolation and Culture of *Mycobacterium Lepraemurium* from a Cat with Feline Leprosy

Ryo Ando

Tokyo University of Agriculture and Technology, Japan



P20-10

PIGEONS INFECTED WITH THE PIGEON ROUNDWORM: EFFECTIVE CONTROL WITH IVERMECTIN

Takeshi Kainoh

Ehime Veterinary Medical Association, Japan



P20-11

METOCLOPRAMIDE SYRUP TAKEN EASILY BY RABBITS WHEN COMBINATING WITH A POACEAE PLANT, PHLEUM PRATENSE

Akari Tashiro

Okayama University of Science, Japan




P20-12

QUESTIONNAIRE SURVEY OF PET FOOD VENDING AT JAPANESE VETERINARY HOSPITALS

Asuka Kodama

Okayama University of Science, Japan



P20-13

HISTORY AND RECENT STUDIES OF SLICED *KATSUOBUSHI* (SMOKED-DRIED BONITO) AS A PET FOOD IN JAPAN

Mitsunobu Shiraishi

Ehime Katsuribushi Industrial Association, Japan

Poster 21 Public Health & Infectious Disease 2

Hall C Foyer



P21-1

Knowledge, attitudes, and practices of residents of Cavite, Philippines, regarding Rabies and its control

Melbourne Rio Talactac

Cavite State University, Philippines

**P21-2**


Gaps in Rabies Immunity in Dogs in Thailand

Thanmaporn Phichitrasilp*Department of Veterinary of Technology, Faculty of Veterinary Technology, Kasetsart University, Bangkok, Thailand***P21-3**

PROTECTIVE EFFECTS OF GOAT MILK CONTAINING PEDV-SPECIFIC ANTIBODIES AGAINST PEDV IN SUCKLING PIGLETS

Prapassorn Boonsoongnern*Kasetsart University, Thailand***P21-4**ANTIBACTERIAL ACTIVITIES OF FOURTEEN RECIPES OF FOUR THAI HERBAL EXTRACTS AGAINST *S. AUREUS* ATCC 25923, *E. COLI* ATCC 25922, *P. AERUGINOSA* ATCC 27853 and *B. SUBTILIS***Supochana Charoensin***Department of Veterinary Technology, Faculty of Veterinary Technology, Kasetsart University, Thailand***P21-5**

MOLECULAR EPIDEMIOLOGY OF ENTEROVIRUS D68 DETECTED IN SEWAGE AND HUMAN CLINICAL SAMPLES

Shunsuke Adachi*Shimane Prefectural Institute of Public Health and Environmental Science, Japan***P21-6**

Molecular Epidemiological Analysis of Human Adenovirus Type 3 Isolated in Hiroshima City

Sayaka Komori*Hiroshima City Animal Protection Center, Japan***P21-7**

Whole-Genome and Antigenic Characterization of Vaccine-Like Newcastle Disease Virus Isolates from Kazakhstan

Zhandos Abay*Kazakh Scientific Research Veterinary Institute, Kazakhstan***P21-8**

Ultra-rapid, extraction-free detection of influenza A (H1N1) and infectious bronchitis virus using the portable PicoGene PCR1100 System

Shwe Thiri Maung Maung Khin*Research Unit of One health Infectious Disease Control, Tokyo University of Agriculture and Technology, Japan*



P21-9

Dependence of *Edwardsiella tarda* Pathogenesis on Nutrient Uptake in Soft Tissue Infection.

Takashige Kashimoto

Lab. Veterinary Public Health, Kitasato Univ., Japan



P21-10

PREVALENCE OF SHIGA TOXIN-PRODUCING *ESCHERICHIA COLI* IN SLAUGHTERED SHEEP IN MIYAGI, JAPAN

Chihiro Kato

Eastern public Health and Welfare Office of Miyagi, Japan



P21-11

The Hidden Burden of Canine Brucellosis: A Longitudinal Serological Study in the Campania Region, Southern Italy (2022-2025)

Serena Montagnaro

Department of Veterinary Medicine and Animal Productions, University of Naples "Federico II", Italy



P21-12

Survey on *Salmonella* contamination in dog food in Japan

Shoichiro Yukawa

Kurashiki University of Science and the Arts, Japan



P21-13

Does *Anisakis simplex* (Nematoda) Alter Muscle Fatty Acid Profiles in Horse Mackerel (*Trachurus trachurus*)?

Duru Onbasilar

Department of Fisheries and Aquaculture, Faculty of Agriculture, Ankara University, Turkey



P21-14

INTEGRATED STRAIN-LEVEL SAFETY ASSESSMENT OF *BACILLUS* SPECIES INTENDED FOR HUMAN AND ANIMAL USE

Yejin Choi

Dankook University, Republic of Korea

Poster 22
One Health 4

Hall C Foyer

**P22-1**

THE PARADOX OF PROGRESS: ETHICAL STEWARDSHIP IN THE CRISPR ERA

Yuri Jin*Tokyo Korean School, Japan***P22-2 withdrawn****Poster 23**
Others

Hall C Foyer

**P23-1**EXTRACELLULAR Ca²⁺ ION CHELATION IMPROVES THE QUALITY OF FROZEN-THAWED BOVINE SPERM**Mansur Dandallah Salisu***Hiroshima University, Japan***P23-2 withdrawn****P23-3**

PATHOPHYSIOLOGICAL ANALYSIS OF DIABETIC CARDIOMYOPATHY IN CYNOMOLGUS MONKEY

Ibuki Yoneda*NIHON University, Laboratory of Veterinary Physiology, Japan*

April 24 (Fri)

**Program 4-6
Emerging Threats of Avian Influenza**

Hall B7-2 (9:00-11:40)

Chair: **Manabu Onuma** (Biodiversity Division, National Institute for Environmental Studies, Japan)

9:00-9:30



IV4-6-1

The ongoing outbreak of H5N1 HPAI in North American and the Caribbean, including poultry, mammals and wildlife

Julianna Lenocho

Diplomat, American College of Veterinary Preventive Medicine, USA

9:30-10:00



IV4-6-2

Global overview of avian influenza outbreaks in wildlife: past and present

Thijs Kuiken

Erasmus University Medical Centre, Rotterdam, The Netherlands

10:00-10:30



IV4-6-3

Evolution of HPAI H5N1 in South America: Mammalian adaptation, cross-species transmission, and unprecedented conservation impacts.

Marcy Uhart

Karen C. Drayer Wildlife Health Center, School of Veterinary Medicine, University of California, Davis, USA

10:30-11:00



IV4-6-4

The expanding host spectrum of high pathogenicity avian influenza viruses

Takahiro Hiono

One Health Research Center, Hokkaido University, Japan / Faculty of Veterinary Medicine, Hokkaido University, Japan / International Institute for Zoonosis Control, Hokkaido University, Japan / Hokkaido University Institute for Vaccine Research and Development (HU-IVReD), Hokkaido University, Japan

11:00-11:20

Coffee Break

11:20-11:30

O4-6-5 withdrawn

11:30-11:40



O4-6-6

MOLECULAR DETECTION, CHARACTERIZATION & RISK FACTOR ASSESSMENT OF ZONOTIC DISEASES IN BROILER AND SONALI CHICKENS AT LIVE BIRD MARKET IN DHAKA CITY

Muhtadi Md. Md. Waliullah

Sher-e-Bangla Agricultural University, Bangladesh

Program 6-6 Addressing Antimicrobial Resistance through One Health: From Global Frameworks to Local Actions

Hall D7 (9:00-11:50)

Chairs: **Michiko Kawanishi** (Veterinary AMR Center, National Veterinary Assay Laboratory, Ministry of Agriculture, Forestry and Fisheries, Japan)

Motoyuki Sugai (Antimicrobial Resistance Research Center, National Institute of Infectious Diseases, Japan Institute for Health Security, Japan)

9:00-9:30



IV6-6-1

Unlocking the Potential for Livestock Vaccines

Ramanan Laxminarayan

One Health Trust, Bangalore, India

9:30-9:40



06-6-2

COMPARATIVE ANALYSIS OF ST410 *E. coli* CARRYING CARBAPENEMASE-PRODUCING IncFII PLASMIDS SHARED BY HUMAN AND COMPANION DOGS

Han Sang Yoo

College of Veterinary Medicine, Seoul National University, Republic of Korea

9:40-9:50



06-6-3

Bridging Veterinary and Human Medicine: Potential Risks of Carbapenem-Resistant *Pseudomonas aeruginosa* in Pets

Jirachaya Toyting-Hiraishi

Laboratory of Veterinary Hygiene, Faculty of Veterinary Medicine, Hokkaido University, Japan

9:50-10:00



06-6-4

MOLECULAR DETECTION OF RESPIRATORY PATHOGENS AND ASSOCIATED MULTIDRUG-RESISTANT ESCHERICHIA COLI IN POULTRY FLOCKS

Md. Arifur Rahman

Sher-e-Bangla Agricultural University, Bangladesh

10:00-10:10



06-6-5

PREVALENCE OF ANTIMICROBIAL RESISTANT AVIAN PATHOGENIC *Escherichia coli* (APEC) FROM COMMERCIAL BROILER FARMS IN UPLAND CAVITE, PHILIPPINES

MA CYNTHIA RUNDINA DELA CRUZ

CAVITE STATE UNIVERSITY, Philippines

10:10-10:20



06-6-6

TWO DECADES OF *SALMONELLA* SURVEILLANCE IN BROILERS:
ANTIMICROBIAL RESISTANCE TRENDS AND MOBILE GENETIC ELEMENTS.

George Janke Sanga

Joint Faculty of Veterinary Medicine, Kagoshima University, Japan

10:20-10:40

Coffee Break

10:40-10:50

06-6-7 withdrawn

10:50-11:00



06-6-8

TETRACYCLINE RESISTANCE DETERMINANTS IN TICKS FROM TWO
AGROECOLOGICAL ZONES IN EAST COAST FEVER-ENDEMIC REGIONS OF
KENYA

Micky Mwananje Mwamuye

Africa Nazarene University, Kenya

11:00-11:10



06-6-9

Investigation of Anticoccidial Drug Resistance in *Eimeria spp.* Implementing
Shuttle Medication in Thailand

Niwat Chansiripornchai

Faculty of Veterinary Science, Chulalongkorn University, Thailand

11:10-11:20

06-6-10 withdrawn

11:20-11:30



06-6-11

ANTIMICROBIAL USE PRACTICES AMONG COMPANION ANIMAL
VETERINARIANS IN HONG KONG

Esa Karalliu

City University of Hong Kong, Hong Kong

11:30-11:40



06-6-12

VETERINARIANS' KNOWLEDGE AND ATTITUDES ABOUT ANTIBIOTIC USE: A
CROSS-SECTIONAL STUDY

Jacinta Oliveira Pinho

Institute of Biomedicine (iBiMED), Department of Medical Sciences, University of Aveiro, Portugal

11:40-11:50

06-6-13 withdrawn

Program 7-6 Shelter Medicine, One Welfare in Companion Animals

G502 (9:00-12:00)

Chair: **Aki Tanaka** (Department of Veterinary Medicine, Nippon Veterinary and Life Science University, Japan)

9:00-9:30



IV7-6-1

Development and Social Significance of Shelter Medicine in Japan

Aki Tanaka

Department of Veterinary Medicine, Nippon Veterinary and Life Science University, Japan

9:30-10:00



IV7-6-2

Shelter Medicine and Behavioral Challenges

Niwako Ogata

Department of Veterinary Clinical Sciences, Purdue University, USA

10:00-10:30




IV7-6-3

Student Surgery Program and Primary Care Surgery Service

Kei Hayashi

College of Veterinary Medicine, Cornell University, USA / University of Tokyo, Tokyo, Japan

10:30-11:00



IV7-6-4

One Welfare in Action: Ethical Decision-Making and Emotional Burden in Shelter and Emergency Medicine

Yu Ueda

Clinical Associate Professor, North Carolina State University, USA

11:00-11:10

Coffee Break

11:10-11:20



07-6-5

Fear-Related Behavior of Dogs and Evacuation Status of Dog Owners During the 2024 Noto Peninsula Earthquake

Aya Kikkawa Fritz

Yamazaki University of Animal Health Technology, Japan

11:20-11:30



07-6-6

CLINICAL SIGNIFICANCE OF FELINE CHAPHAMAPARVOVIRUS INFECTION: EVIDENCE FROM HEALTHY AND DISEASED CATS

Aisyah Nikmatuz Zahro

Doctoral Candidate, The International Graduate Program of Veterinary Science and Technology, Faculty of Veterinary Science, Chulalongkorn University, Thailand

11:30-11:40

07-6-7 withdrawn

11:40-11:50

07-6-8 withdrawn

11:50-12:00



07-6-9

**PREVALENCE OF ECTOPARASITES AS ZOOLOGICAL AGENTS IN DOMESTIC
CATS OF EHIME PREFECTURE, JAPAN**

Yukari Nakamura

Okayama University of Science, Japan



WORLD
VETERINARY
ASSOCIATION
CONGRESS 2026
APRIL – TOKYO, JAPAN

Special Sessions

April 21 (Tue)

Public Lecture: Special Session ① One Health × Sports ~ “One Health” for “Sports”, “Sports” for “One Health” ~ Hall A (14:00-15:30)

Moderator: **Hiroshi Yamamoto** (Executive Director, Japan Sport Association)

Panelists: **Morinari Watanabe** (President, International Gymnastics Federation; Member of the IOC Committee; Vice President, Japanese Olympic Committee)

Shigeyuki Nakai (Shigekix) (Flag Bearer, Japan Breaking Team, Paris 2024 Olympic Games)

Nana Takagi (Gold Medalist, Japan Olympic Team, Sochi 2014, Pyeongchang 2018, Beijing 2022)

Akiko Shibana (Chair, Japan Service Dog Association (Public Interest Incorporated Association))

Special Session ② The Future of Companion Animal Medicine Hall C (15:00-18:00)

Chair: **Takuo Ishida** (President, FASAVA; Medical Director, Akasaka Animal Hospital)

JV-C-2-1

Cutting Edge Therapies in Human Medicine

Takuo Ishida

President, FASAVA; Medical Director, Akasaka Animal Hospital

JV-S-2-1

Smarter Surgery for the Future of Small Animal Medicine: Endoscopic Surgery and Image-Guided Interventions

Kazushi Asano

Professor, Nihon University

JV-S-2-2

The Antibody Era in Veterinary Oncology: From Concept to Clinic

Takuya Mizuno

Professor, Yamaguchi University, Japan Small Animal Cancer Center

JV-S-2-3

Do We Really Need to Extract That Tooth?— Reconsideration of Clinical Decision-Making in Veterinary Dentistry

Shota Higuchi

Director, Japanese Society of Veterinary Dentistry

JV-S-2-4

Reducing the Burden on Animals and Owners Through Advanced Medical Technologies

Masahiko Sato

Chief, Internal Medicine Service, Veterinary Specialists Emergency Center

JV-S-2-5

The Future of Cancer Therapy in Small Animal Medicine

Tetsuya Kobayashi

Director, Japan Small Animal Cancer Center

JV-S-2-6

Diagnosis and Treatment of Tracheal Collapse in Dogs : An Evidence-Based Approach to the Next Generation

Masahiro Suematsu

Director, AMC Suematsu Animal Hospital

JV-S-2-7

Open the New Window: Epilepsy Surgery in Veterinary Medicine

Daisuke Hasegawa

Professor, Nippon Veterinary and Life Science University

JV-S-2-8

Shaping the Future in Veterinary Neurology: Recent Advancements to Solve the Puzzle with Less Invasive Procedures

Shinichi Kanazono

Hospital Director, Neurology/Neurosurgery Chief, Veterinary Specialists & Emergency Center / Adjunct Professor, University of Missouri-Columbia

Panel Discussion**Special Session ③**

**The Journey and Future Perspectives of
the Asian Veterinary Training Program:
Toward the Realization of One Health**

Hall D1 (13:00-16:00)

Opening Remarks**Atsushi Fukuda**

Former program lead of the Japan Veterinary Medical Association

Introduction and greeting**Yoshihiro Sakoda**

Professor, Hokkaido University

Naoki Miura

Professor, Kagoshima University

Naoki Misawa

Professor, University of Miyazaki

Introduction and greeting from former TPFV Trainees**Tran Nhat Thang**

Thai Nguyen University of Agriculture and Forestry, Vietnam

Marie France Que

Ministry of Agriculture, Philippines

Watcharapong Fahkrajang

Dept. of Livestock Development, Thailand

Session 1: TPFV and University One Health Education

Naoki Miura

Professor, Kagoshima University

Tran Nhat Thang

Thai Nguyen University of Agriculture and Forestry, Vietnam

Session 2: TPFV and Animal Disease Control

Yoshihiro Sakoda

Professor, Hokkaido University

Marie France Que

Ministry of Agriculture, Philippines

Session 3: TPFV and Public Health

Naoki Misawa

Professor, University of Miyazaki

Watcharapong Fahkrajang

Dept. of Livestock Development, Thailand

Q&A Session

Greeting from 2026 TPFV trainees

Wrap-up and Closing Remarks

Atsushi Fukuda

Former program lead of the Japan Veterinary Medical Association

April 22 (Wed)

Special Session ④

Special Symposium for Veterinary Technician/Nurse

Hall C (13:00-15:00)

JV-S-4-1

The Importance of Veterinary Technicians to Optimal Veterinary Practice

Susan Draeger

California, United States

Special Session ⑤ VetEd Asia 1 -Workshop

Hall D1 (9:00-11:00)

**Workshop: “Intersectionality & GEDSI in Veterinary Practice: Who Is at the Table?”
-Organized by AAVS Veterinary Education Enhancement Working Group (VEE-WG)**

Chair: **Noraine Medina** (Chair of AAVS Veterinary Education Enhancement Working Group, AAVS)

JV-S-5-1

Peachy Domingo

GEDSI Project Consultant, AAVS

Special Session ⑤ VetEd Asia 1 -Presentation

Hall D1 (11:10-12:00)

Presentation: Veterinary Education Research

Chair: **Nayana Wijayawardhane** (Chair of AAVS Veterinary Education Research Working Group, AAVS)

JV-S-5-1

GAMIFIED HIGH-FIDELITY SIMULATION: A CARD-BASED APPROACH FOR TRAINING VETERINARY NURSES

Hao-Che (Lenny) Yen

Society of Taiwan Animal Therapeutic Education (STATE), Taiwan

JV-S-5-2

Gaps in Communication Skills Among Undergraduate Veterinary Students in Pakistan

Muhammad Imran Rashid

University of Veterinary and Animal Sciences, Pakistan

JV-S-5-3

PAIN ALLEVIATION IN ANIMALS: ATTITUDES AND KNOWLEDGE OF VETERINARY UNDERGRADUATES IN SRI LANKA

Dilki Shashikala

University of Peradeniya, Sri Lanka

JV-S-5-4

Development of a Canine Persistent Right Aortic Arch Model for Surgical Practice Training

Chaiyakorn Thitiyanaporn

Kasetsart University, Thailand

Special Session ⑥ Sustainable Urban Development and One Health

Hall D1 (13:00-14:30)

Opening and Introductory presentations

Moderator: **Kazuko Ishigaki**

Regional Director, UN-Habitat Regional Office for Asia and the Pacific (ROAP)

Keynote Presentation 1

- Overview of the One Health concept and its significance in Asia
- Regional initiatives of FAVA and collaboration with UN-agencies and multi-sectoral partners

Corazon Occidental

Council Member, World Veterinary Association

Keynote Presentation 2

- Integration of the One Health approach into urban planning
- The role of urban design in promoting health and environmental sustainability

Norihisa Shima

Associate Professor, Toyo University

Keynote Presentation 3

- Linkages between the One Health approach and SDGs
- Contributions of the One Health approach to sustainable urban development

Tetsuya Mizutani

Director, PhD, DVM. Professor, Director of Center for Infectious Diseases Epidemiology and Prevention Research / Deputy Director of One Welfare Advanced Research Institute Tokyo University of Agriculture and Technology

Q&A

Wrap-up by Moderator - Key takeaways

April 23 (Thu)

Public Lecture: Special Session ⑦ -1 One Health for Pets and Owners; Thanks Buddy!

Hall C (9:00-12:00)

JV-S-7-2, JV-S-7-3

JVMA Statement Presentation

Takashi Mori

Chair, JVMA Small Animal Clinical Committee

Hikomichi Ueno

Chair, JVMA Committee for Promoting a Society of Coexistence Between Humans and Animals

JV-S-7-4

The impact of living with companion animals on human health and the social security system

Yu Taniguchi

National Institute for Environmental Studies

JV-S-7-5

Human-Dog Interaction and Human Well-Being

Takefumi Kikusui

School of Veterinary Medicine, Azabu University; Center for Human and Animal Symbiosis Science, Azabu University

JV-C-7-2, JV-C-7-3

Best Buddy Award

Moderator: **Motoo Kobayashi** (Seijo Kobayashi Veterinary Clinic)

Commentator: **Hikomichi Ueno** (Chair, JVMA Committee for Promoting a Society of Coexistence Between Humans and Animals)

Public Lecture: Special Session ⑧ -1 [Disaster Veterinary Medicine] Disaster Response for Various Animal Populations

G402 (9:00-12:00)

Chairs: **Junko Hirai** (Tokyo Veterinary Medical Association / Japan Veterinary Medical Association)

Yukari Togami (LMU Munich)

JV-S-8-1

Setting the Global Standard: WOA's New Chapter on All-Hazards Emergency Management

Jacqueline LUSAT

Animal Health Information Officer, WOA's Regional Representation for Asia and the Pacific (RRAP)

JV-S-8-2

Report on Disaster Response for Zoo Animals during the Kumamoto Earthquake

Mitsushi Matsumoto

Director, Kumamoto City Zoological and Botanical Gardens

JV-S-8-3

Report on Disaster Response for Aquarium Animals during the Noto Peninsula Earthquake

Masafumi Kato

Head, Exhibition and Marine Animal Division, Notojima Aquarium

Panel Discussion

Public Lecture: Special Session ⑧ -2 [Disaster Veterinary Medicine] Development of Japan's Disaster Evacuation Framework for Companion Animals

G402 (13:00-15:30)

Chair: **Junko Hirai** (Tokyo Veterinary Medical Association / Japan Veterinary Medical Association)

JV-S-8-4

Response to the Great East Japan Earthquake (1): Activities in the Restricted Zone

Masanari Aoki

Japan Wildlife Research Center

JV-S-8-5

Response to the Great East Japan Earthquake (2): MOE Initiatives and Future Outlook for Pet Disaster Preparedness

Takuya Ishikawa

Director, Animal Welfare Management Office, Nature Conservation Bureau, Ministry of the Environment

Panel Discussion

Public Lecture: Special Session ⑧ -3 [Disaster Veterinary Medicine] Disaster Support Activities Implemented by Veterinary Associations

G402 (15:45-17:45)

Chair: **Jun Saeki** (Osaka Veterinary Medical Association / Japan Veterinary Medical Association)

JV-S-8-6

Kumamoto Earthquake

Kariko Egawa

Kumamoto Veterinary Medical Association

JV-S-8-7

Heavy Rain Disaster in Western Japan

Michino Kai

Okayama Veterinary Medical Association / Japan Veterinary Medical Association

JV-S-8-8

2024 Noto Peninsula Earthquake: Overcoming Earthquake, Tsunami, Fire, and Landslides

Kaneto Tamura

Ishikawa Veterinary Medical Association

JV-S-8-9

Training Disaster Veterinary Medicine Veterinarians (JVMA Initiative)

Junsuke Fujimoto

Tokyo Veterinary Medical Association / Japan Veterinary Medical Association

Panel Discussion**Special Session ⑨ WOAHS Session:
From Policy to Practice: Driving Gender Equality,
Disability and Social Inclusion (GEDSI) for a Stronger
Veterinary Workforce in Asia and Beyond**

Hall D1 (9:00-12:00)

Chairs: **Maho Urabe** (Regional Capacity Building Coordinator, WOAHS Regional Representation for Asia and the Pacific (WOAHS RRAP))**Stéphane Renaudin** (Senior Advisor, WOAHS Sub-Regional Representation for South East Asia)**JV-S-9-1**

Introduction on GEDSI and Animal Health

Dr Konstantinos Eleftheriadis

Gender Technical Adviser, WOAHS HQ

JV-S-9-2

GEDSI among veterinarians and veterinary students in Asia - findings from surveys

-FAVA

Dr Achariya Sailasuta

Director of FAVA Bangkok Office

-AAVS

Dr Noraine Medina

Chair of AAVS VEE Working Group

-IVSA

Ms Bertina Sum

IVSA Asia & Pacific Representative

JV-S-9-3

Initiatives for Gender Equality in the Veterinary Profession in Japan

Dr Masako Kurimoto

Vice President, JVMA

JV-S-9-4

Panel discussion

Dr Bambang Pontjo Priosoeryanto

FAVA Secretary General

Dr Peachy Domingo

AAVS GEDSI project consultant

Dr Bertina Sum

IVSA Asia & Pacific Regional Representative

Dr Shannon Mesenhowski

Gates Foundation & WVA council member

Dr Ronello Abila

PVS Expert

JV-S-9-5

Award ceremony for the Comics competition promoting GEDSI in the Veterinary sector

Public Lecture: Special Session ⑦ -2 One Health for Pets and Owners; Thanks Buddy!

Hall D1 (14:00-17:00)

Chair: **Akiko Shibanaï** (Chair, Japan Service Dog Association (Public Interest Incorporated Association))

JV-C-7-4

Working Dog Introduction

Akiko Shibanaï

Chair, Japan Service Dog Association (Public Interest Incorporated Association)

JV-S-7-5

Consideration of Approaches to Create a Society in which Humans and Animals can Coexist

Katsuhiko Shoji

President, Japan Pet Care Association (Public Interest Incorporated Association)

JV-S-7-6

Contributing to "One Health" and Building a Future Where Animals Are Naturally Close to Us

Hiromitsu Kodama

Chairman of Japan Pet Food Association

Panel Discussion

Moderator: **Shinji Kimura** (Vice Chair, JVMA Committee for Promoting a Society of Coexistence Between Humans and Animals)

Panelists: **Hiromichi Ueno** (Chair, JVMA Committee for Promoting a Society of Coexistence Between Humans and Animals)

Yu Taniguchi (National Institute for Environmental Studies)

Takefumi Kikusui (School of Veterinary Medicine, Azabu University; Center for Human and Animal Symbiosis Science, Azabu University)

Katsuhiko Shoji (President, Japan Pet Care Association (Public Interest Incorporated Association))

Hiromitsu Kodama (Chairman of Japan Pet Food Association)

April 24 (Fri)

Public Lecture: Special Sessions One Health: various initiatives and approaches

Hall B5 (9:00-12:00)

Chair: **Motohiro Horiuchi** (Faculty of Veterinary Medicine, and One Health Research Center, Hokkaido University)

JV-S-12-1

“One Health in Practice”: Twelve Years of Implementation in Fukuoka Prefecture and a Compass for the Future
Kazuhiko Imamura

Fukuoka Prefecture Veterinary Medical Association

JV-S-12-2

One Health Practice in Miyazaki prefecture -Lessons Learned from SFTS and Collaborative Regional Efforts-
Tamaki Okabayashi

Center for Animal Disease Control, University of Miyazaki, Japan; Miyazaki One Health Study Group

JV-S-12-3

One Health for One Future - Hokkaido University One Health Research Center Initiatives
Motohiro Horiuchi

Faculty of Veterinary Medicine, and One Health Research Center, Hokkaido University

Panel Discussion

Special Session ⑩ VetEd Asia 2

G402 (9:00-10:20)

» Veterinary Education Research Presentation - Part 2

Chair: **Nayana Wijayawardhane** (Chair of AAVS Veterinary Education Research Working Group, AAVS)

JV-S-10-1

Digital Histology in Philippine Veterinary Education: The Central Luzon State University Experience
Marvin Bryan S. Salinasa

Central Luzon State University, Philippines

JV-S-10-2

Efficacy of Transparent Ultrasound Phantom for Training Veterinary Students in Diagnostic Imaging Skills
Waraporn Aumarm

Kasetsart University, Thailand

JV-S-10-3

Benchmarking Veterinary Education Establishments in the Philippines
Ronalie B. Rafael

Central Luzon State University, Philippines

JV-S-10-4

THE ROLE OF EARLY CLINICAL EXPOSURE IN DEVELOPING LIFELONG LEARNERS - THE EXPERIENCES OF HONG KONG VETERINARY STUDENTS DURING A PBL CURRICULUM

Susanna N Taylor

City University of Hong Kong, China PR

JV-S-10-5

Awareness and Perception of Poultry Industry-related Employment Opportunities Among Veterinary Undergraduate Students in Sri Lanka

Ruwani T Fernando

University of Peradeniya, Sri Lanka

Special Session ⑩ VetEd Asia 2

G402 (10:30-11:30)

» Administrative Session for AAVS Members

Chairs: **Bi-Ling Su** (President, AAVS)
Takashi Matsuwaki (Secretary General, AAVS)

Special Session ⑩ VetEd Asia 2

G402 (11:30-12:00)

» The Kei-ichiro Maeda Memorial T&C Award 2026: award ceremony and research presentations

Chair: **Takashi Matsuwaki** (Secretary General, AAVS)

JV-S-10-6

Integrating Farm-Level Epidemiology and Abattoir Surveillance to Characterize African Swine Fever (ASF) Risk in Leyte, Philippines

Harvie P. Portugaliza

Visayas State University, Philippines

JV-S-10-7

Comparative Omics Profiling and Biomarker Discovery in Canine and Feline Oral Pathologies: Advancing Clinical Science through Proteomics and Peptidomics

Sekkarin Ploypetch

Mahidol University, Thailand

Special Session ⑪ East Asia Summit

Hall D1 (9:00-11:40)

Chairs: **Keiji Fushimi** (Executive Director, JVMA)
Isao Kurauchi (WVA President, JVMA)

Opening, Greetings, Chair Assumption

Keynote Lecture**Takashi Nagai**

Aeon Pet Co., Ltd.

Juhyung Hur

Korean Veterinary Medical Association

David Tan

Taiwan Veterinary Medical Association

Reports on Other Issues

General Discussion

Summary and Closing



WORLD
VETERINARY
ASSOCIATION
CONGRESS 2026
APRIL – TOKYO, JAPAN

Sponsored Sessions

Lunchtime Seminar

April 21 (Tue)

No	Session Sponsor Name	Room	Time
LS-1	Meiji Animal Health Co., Ltd. 明治アニマルヘルス株式会社	Hall B7-1	12:00-13:00

April 22 (Wed)

No	Session Sponsor Name	Room	Time
LS-2	Hill's Pet Nutrition 日本ヒルズ・コルゲート 株式会社	Hall B5	12:00-13:00
LS-3	Boehringer Ingelheim Animal Health Japan Co., Ltd. ベーリンガーインゲルハイム アニマルヘルス ジャパン株式会社	Hall B7-1	12:00-13:00
LS-4	TOA BIOPHARMA CO., LTD. 東亜薬品工業株式会社	Hall D7	12:00-13:00
LS-5	OrientalBio Co., Ltd. オリエンタルバイオ株式会社	G409	12:00-13:00
LS-6	Boehringer Ingelheim Animal Health Japan Co., Ltd. ベーリンガーインゲルハイム アニマルヘルス ジャパン株式会社	Hall E, Sponsor Session Room 1	12:00-13:00
LS-7	Elsevier B.V エルゼビア	Hall E, Sponsor Session Room 2	12:00-13:00

April 23 (Thu)

No	Session Sponsor Name	Room	Time
LS-8	Fasmac Co., Ltd. 株式会社ファスマック	Hall B7-1	12:00-13:00
LS-9	M.T.3 Inc. (Malignant Tumor Treatment Technologies, Inc.) 株式会社エム・ティー・スリー	Hall B7-2	12:00-13:00
LS-10	Miyarisan Pharmaceutical Co., Ltd. ミヤリサン製薬株式会社	Hall D7	12:00-13:00
LS-11	Kyoritsu Seiyaku Corporation 共立製薬株式会社	G409	12:00-13:00
LS-12	Oji Pharma Co., Ltd. 王子ファーマ株式会社	G701	12:00-13:00
LS-13	I.B Co., Ltd. 株式会社アイビー	Hall D1	12:00-13:00

Session Title	Role	Name (Affiliation)
Towards Evidence-Based Antimicrobial Therapy for Bovine Mastitis	Chair Presenter	廣瀬 和彦 (明治アニマルヘルス株式会社 代表取締役社長) 河合 一洋 (麻布大学獣医学部獣医学科 獣医衛生学研究室 麻布大学乳房炎リサーチセンター代表 AMR Surveillance Laboratory 担当教員)

Session Title	Role	Name (Affiliation)
Nourishing Gut Microbiome: High-Tech Therapeutic Nutrition	Presenter	Iveta Becvarova, DVM, MS, DACVIM (Nutrition)
牛と豚のペインコントロール最前線	Chair Presenter Presenter	松葉 浩里 (ベーリンガーインゲルハイム アニマルヘルスジャパン株式会社) 三島 隆生 (株式会社 Guardian 長崎) 山下 祐輔 (北海道農業共済組合 道央統括センター 上川北支所 名寄家畜診療所)
Gut Microbes and Brain Homeostasis: Probiotic-Driven Adult Hippocampal Neurogenesis with Associated Changes in Circulating Metabolites	Chair Presenter	佐藤 直樹 (東亜薬品工業株式会社 基盤技術研究室 室長) Masakazu Namihira (Biosystems Engineering Research Group, Molecular Biosystems Research Institute, National Institute of Advanced Industrial Science and Technology (AIST))
ヒトの健康から動物の健康へ： ワンヘルス推進における NT エキスの可能性の検討	Presenter	横田 隆 (オリエンタルバイオ株式会社 研究開発部 スペシャルアドバイザー)
伴侶動物医療と人と動物の共通感染症の感染制御 -SFTS と猫ひっかき病を例として-	Presenter Presenter	小松 浩之 (ベーリンガーインゲルハイム アニマルヘルス ジャパン株式会社) 栗田 吾郎
FROM SUBMISSION TO PUBLICATION: AN EDITOR'S PERSPECTIVE AND PUBLISHER UPDATES ON VETERINARY AND ANIMAL SCIENCE	Chair Presenter Presenter	Masato Takeda (Elsevier) Eric Ponnampalam (University of Melbourne) Thai Nguyen Van Quoc (Elsevier B.V)

Session Title	Role	Name (Affiliation)
Save the Wagyu Beef!! The Current Status of Bovine Leukemia in Japan and Our Challenge: Diagnosing and Early Prediction of Lymphoma Using the RAISING Method	Chair Speaker	松平 崇弘 (株式会社ファスマック) Satoru Konnai D.V.M., Ph.D. (Faculty of Veterinary Medicine, Hokkaido University, Japan)
PATIENT-DERIVED MODELS TO ADVANCE CLINICALLY RELEVANT THERAPY RESEARCH IN CANINE HEMANGIOSARCOMA	Chair Presenter	佐原 弘益 (麻布大学附属動物病院 高度先端動物医療研究室) Keisuke Aoshima (Senior Lecturer, Laboratory of Comparative Pathology, Faculty of Veterinary Medicine, Hokkaido University, Japan / Cancer Research Unit, One Health Research Center, Hokkaido University)
Gut Microbiota: A Key to Advancing the One Health Perspective - Diet vs. Phylogeny: Which Matters More? -	Chair Presenter	大竹 聡 (株式会社スワイン・エクステンション&コンサルティング) 井上 亮 (摂南大学 農学部 応用生物科学科 動物機能科学研究室)
人獣共通感染症シンポジウム ランチョンセミナー 「犬レプトスピラ症 日本型ワクチンの必要性」	Chair Speaker	栗田 吾郎 (大村智記念研究所 感染症学研究室) 村田 佳輝 (むらた動物病院・東京農工大学)
From Wood to Zoo Animal Health: OJI Pharma's Nature Positive Journey in Developing the World's First Giraffe Osteoarthritis Treatment	Chair Presenter Presenter Presenter	村田 浩一 (よこはま動物園ズーラシア 園長/日本動物園水族館協会 会長) 今田 敏博 (王子ファーマ株式会社) 郡司 芽久 (東洋大学 准教授) 奥村 正裕 (北海道大学 教授)
Development and Evaluation of a Predictive Model for Periparturient Disease Risk in Dairy Cows Based on AI Analysis	Chair Presenter Presenter	及川 伸 (酪農学園大学名誉教授) 小林 隆 (株式会社アイビー 技術顧問) 馬場 充 (茨城大学名誉教授・株式会社アイビー 技術顧問)

Satellite Session

April 22 (Wed)

No	Session Sponsor Name	Room	Time
SS-1	Elanco Japan K.K. エランコジャパン株式会社	Hall E, Sponsor Session Room 1	9:00-10:00
SS-2	Bussan Animal Health Co., Ltd. 物産アニマルヘルス株式会社	Hall E, Sponsor Session Room 1	11:00-12:00
SS-3	NIPPON ZENYAKU KOGYO CO., LTD. 日本全薬工業株式会社	G402	13:00-15:00

April 23 (Thu)

No	Session Sponsor Name	Room	Time
SS-4	Zoetis Japan Inc. ゾエティス・ジャパン株式会社	Hall E, Sponsor Session Room 1	10:00-11:00
SS-5-1	Zoetis Japan Inc. ゾエティス・ジャパン株式会社	Hall E, Sponsor Session Room 1	13:00-14:00
SS-5-2	Zoetis Japan Inc. ゾエティス・ジャパン株式会社	Hall E, Sponsor Session Room 1	14:00-15:00
SS-7	JICA 国際協力機構	Hall E, Sponsor Session Room 2	14:00-15:00

April 24 (Fri)

No	Session Sponsor Name	Room	Time
SS-6	OrientalBio Co., Ltd. オリエンタルバイオ株式会社	Hall E, Sponsor Session Room 2	11:00-12:00

Session Title	Role	Name (Affiliation)
One Health: Global Trends, AMR, and Policy Perspectives from Asia	Presenter Presenter	Shaina Craige (International Government Affairs, Elanco Animal Health) Pushpanathan Sundram (Taylor's University, Malaysia)
Frontiers in Veterinary Epilepsy Management: Perspectives from Japan	Presenter	Miyoko Saito (AiCVIM (Neurology), Azabu University)
Antimicrobial-resistant (AMR) and corresponding mitigation strategies	Chair Presenter Presenter Presenter	佐藤 繁 (岩手大学名誉教授、ゼノアックアドバイザー) 岩野 英知 (酪農学園大学) 内山 淳平 (岡山大学学術研究院) 西藤 公司 (東京農工大学農学研究院)
A caninized anti-IgE antibody (CRE-DR-B) suppresses allergen-induced IgE responses by targeting membrane IgE on IgE-producing B cells in dogs	Chair Presenter	福井 俊吾 (ZENOAQ 日本全業工業(株)) 増田 健一 (動物アレルギー検査株式会社)

Session Title	Role	Name (Affiliation)
Elevating In-Clinic Diagnostics: How Digitalization & AI Empower Faster, More Informed Decisions	Presenter	Thin-Son Nguyen (Zoetis)
Current Topics in Canine Dermatology Theory and practice of molecular targeted drugs	Presenter	Masahiko Nagata (ASC)
Current Practice of Osteoarthritis for Dog and Cat - Recognize a situation gap among Japan and Global -	Chair Presenter Presenter	Tetsushi Kagiwada (Zoetis) Beatriz P. Monteiro (Global Medical Affairs, Zoetis, Parsippany, NJ, United States) Kazuya Edamura (Laboratory of Veterinary Surgery, Department of Veterinary Medicine, College of Bioresource and Sciences, Nihon University, Fujisawa, Kanagawa, Japan)
One Health × International Cooperation "Toward a world where safe foods of animal origin are stably supplied and consumed"	Presenter	Yumi KIRINO (Senior Advisor in livestock development and animal health, Japan International Cooperation Agency(JICA))

Session Title	Role	Name (Affiliation)
トップアスリートの体づくりから考える人・動物・環境をつなぐ健康科学 (One Health)	Chair Presenter Presenter	出合 美保 (株式会社CB) 渡邊 和孝 (オリエンタルバイオ株式会社 代表取締役社長) 鍵山 優真 (フィギュアスケート北京・ミラノ五輪メダリスト)

Luncheon Seminar

LS-1

牛乳房炎の根拠ある抗菌剤治療に向けて

協賛：明治アニマルヘルス株式会社

Sponsor: Meiji Animal Health Co., Ltd.

Kazuhiro Kawai (AMR Surveillance Laboratory (AMRSL) / Azabu University Mastitis Research Center (AMRC))

牛の乳房炎は、乳牛の疾病の中で最も大きな損害を与えている疾病であり、生乳生産上大きな損耗要因と認知されている。またその治療の多くが抗菌剤による治療に頼っていることもあり、公衆衛生上、安全な原料乳の生産を行う上で酪農業界の喫緊の課題となっている。

一方近年、世界的に薬剤耐性 (AMR) に対する関心が高まっており、畜産分野での抗菌剤の使用について、適正使用・慎重使用が強く求められている。

牛の乳房炎についても例外ではなく、抗菌剤の偏重使用や不適切な使用が散見されている。乳房炎に対して抗菌剤の「適正使用・慎重使用」が行われなかった場合、畜産物中への薬剤の残留、耐性菌の出現、疾患の慢性化等につながる可能性がある。したがって、抗菌剤の使用を減らし、効果的に乳房炎を治療するためには、乳房炎の早期発見、正確な診断とそれに基づく正確な原因菌の同定、正確な薬剤感受性結果に基づく治療が必須であり、それが可能である環境づくりが必要である。

臨床現場で簡便に細菌検査を行う手法として目視同定があるが、CLSI 標準法ではディスク判定基準の不足や菌種によって CO₂ ふ卵器が必要な点から臨床現場では普及しにくかった。日本では簡易ディスク拡散法が普及したものの、ヒト基準に基づいた判定基準で正確性に課題があった。本講演は牛乳房炎の正しい診断と根拠ある抗菌剤治療に向けて、現場で有用な検査手法を見直し、これからの乳房炎治療戦略について解説する。

LS-2

Nourishing Gut Microbiome: High-Tech Therapeutic Nutrition

協賛：日本ヒルズ・コルゲート株式会社

Sponsor: Hill's Pet Nutrition

Iveta Becvarova, DVM, MS, DACVIM (Nutrition)

Gastrointestinal (GI) disease and chronic kidney disease (CKD) are common in veterinary patients and are frequently associated with gut dysbiosis. This presentation explores how therapeutic nutrition can mitigate dysbiosis by leveraging the gut microbiome to produce beneficial metabolites and help manage clinical signs of disease.

The management of dysbiosis involves dietary modification and inclusion of prebiotic fiber blends. Fermentation of prebiotic fibers produces many beneficial microbiome metabolites such as short chain fatty acids, which provide fuel for colonocytes and exert anti-diarrheic effects. Additionally, fiber-bound polyphenols act as antioxidants and anti-inflammatory agents once released by gut microbes.

A significant portion of the presentation highlights the "gut-kidney axis," where proteolytic metabolism by gut microbes in CKD patients produces harmful uremic toxins like indoxyl sulfate. These toxins contribute to kidney disease progression and muscle mass loss. Hill's ActivBiome+ technology addresses these challenges through proprietary prebiotic blends. The new ActivBiome+ Kidney Defense, featuring betaine and soluble fibers like oat beta-glucan and fructo-oligosaccharides (FOS), works through the gut microbiome to help protect kidney function by decreasing production of gut-derived uremic toxins.

By targeting the microbiome, high-tech therapeutic nutrition offers a proactive approach to managing GI health and protecting renal function, ultimately improving the quality of life for pets.

LS-3**牛と豚のペインコントロール最前線**

協賛：ベーリンガーインゲルハイム アニマルヘルス ジャパン株式会社

Sponsor: Boehringer Ingelheim Animal Health Japan Co., Ltd.

山下祐輔（北海道農業共済組合 道央統括センター 上川北支所 名寄家畜診療所）

三島隆生（株式会社 Guardian 長崎診療所）

国際獣疫事務局（WOAH）は、動物福祉を基本的な健康や生理機能が維持されている状態だけでなく、動物がポジティブな感情を維持し、痛み、恐怖、苦痛といったネガティブな感情から解放されている状態と定義している [1, 2]。

特に、痛みは行動、自律神経、内分泌系に変化を起し、採食量の減少、成長遅延、免疫力の低下などを引き起こすことが知られているため、持続可能な生産において疼痛管理は不可欠である。しかしながら、疼痛が過小評価され、適切な治療が施されないケースが少なくないのが現状である。家畜は痛みを隠す傾向があるため、積極的な鎮痛処置が必要である [3]。

そこで、本セミナーでは、牛と豚の疼痛管理について、2名の臨床獣医師から現場で実践可能な対策をご紹介いただく。つまり、山下祐輔獣医師より、乳牛における乳房炎の疼痛評価と管理を、三島隆生獣医師より、分娩後の母豚の疼痛管理や去勢・断尾における子豚の疼痛管理についてご講演いただく。

1. Fraser, D. 2008. The role of the veterinarian in animal welfare. Animal welfare: too much or too little? Abstracts of the 21st Symposium of the Nordic Committee for Veterinary Scientific Cooperation (NKVet). Vaerlose, Denmark. September 24-25, 2007. *Acta Vet. Scand.* 50 Suppl 1: S1-12.
2. Tucker, C. B., Jensen, M. B., de Passille, A. M., Hanninen, L. and Rushen, J. 2021. Invited review: Lying time and the welfare of dairy cows. *J. Dairy Sci.* 104: 20-46.
3. Paulo V. Steagall et al. 2021. Pain Management in Farm Animals: Focus on Cattle, Sheep and Pigs. *Animals*, 11(6), 1483

LS-4

**動物の脳を育てる腸内菌：
プロバイオティクスによる神経新生促進と代謝物の役割
Gut Microbes and Brain Homeostasis:
Probiotic-Driven Adult Hippocampal Neurogenesis with
Associated Changes in Circulating Metabolites**

協賛：東亜薬品工業株式会社

Sponsor: TOA BIOPHARMA CO., LTD.

波平昌一（国立研究開発法人 産業技術総合研究所 モレキュラーバイオシステム研究部門 上級主任研究員）

M. Namihira (Biosystems Engineering Research Group, Molecular Biosystems Research Institute, National Institute of Advanced Industrial Science and Technology (AIST))

成体神経新生とは、成体の脳において新たな神経細胞が生まれる現象であり、ヒトを中心にその意義と調節機構に関心が高まっている。近年では伴侶動物・畜産動物でも海馬の成体神経新生が確認されており、高齢犬における認知機能低下や畜産動物のストレス関連行動の背景には、神経新生の変化が関与している可能性が指摘されている。

演者らは特定の3菌種からなるプロバイオティクス（以下ProB3）を用いて、無菌マウスにおける腸-脳軸調節効果を解析し、海馬での神経幹細胞の増殖と神経細胞への成熟の促進を確認した。また、血中で増加がみられた代謝物の一部は、マウスおよびヒト由来神経幹細胞に対して増殖・分化・成熟を促す作用を示した。これらの結果は、ProB3の定着が多種の動物において成体神経新生を促進しうることを示唆している。

本セミナーでは、プロバイオティクスによる神経新生促進効果と、それを媒介する代謝物の役割について紹介するとと

もに、高齢化に伴う認知機能の維持やストレス関連行動の改善、生産性の向上など、獣医学領域への応用可能性についても考察する。

*Please refer to the abstract book for the official abstracts.

LS-5

ヒトの健康から動物の健康へ： ワンヘルス推進における NT エキスの可能性の検討

協賛：オリエンタルバイオ株式会社

Sponsor: OrientalBio Co., Ltd.

横田 隆 (オリエンタルバイオ株式会社 研究開発部 スペシャルアドバイザー/医学博士・農学博士)

人、動物、それを取り巻く環境の健康の相互依存性を重視する「ワンヘルス」の概念は、COVID-19 パンデミックを契機として世界的にその重要性が高まっている。2022 年には世界保健機関 (WHO)、国連食糧農業機関 (FAO)、世界動物保健機関 (WOAH)、国連環境計画 (UNEP) が連携し、「One Health Joint Plan of Action」を公表した。これにより、人獣共通感染症対策、食品安全、薬剤耐性対策、環境保全などに関する国際的な協調的取り組みの必要性が示されている。

我が国においても、2016 年の福岡宣言を契機としてワンヘルスの実践が進められ、厚生労働省、農林水産省、環境省の連携のもと関連施策が推進されている。一方、地球温暖化に伴う環境や生態系の変化は身近な社会課題となりつつあり、近年では野生動物による人身被害の増加など、人と野生動物の生活圏の変化も顕在化している。

オリエンタルバイオでは、大豆と発酵技術を組み合わせ、未利用資源を活用した高付加価値健康素材の研究開発を行っている。その一つである NT エキスはユニバーサル抗酸化能を含む機能特性を有し、人の健康維持への応用に加え、家畜や愛玩動物の健康への応用可能性も示唆されている。本講演では NT エキスの機能特性を概説するとともに、ワンヘルスの視点からその応用可能性について紹介する。

LS-6

伴侶動物医療と人と動物の共通感染症の感染制御 —SFTS と猫ひっかき病を例として—

協賛：ベーリンガーインゲルハイム アニマルヘルス ジャパン株式会社

Sponsor: Boehringer Ingelheim Animal Health Japan Co., Ltd.

栗田吾郎

伴侶動物医療では、人と動物の共通感染症 (共通感染症) の病原体への曝露は日常的であり、近年は重症熱性血小板減少症候群 (SFTS) や猫ひっかき病などのベクター媒介性疾患への懸念が高まっている。SFTS ではマダニや感染動物の体液への曝露が、猫ひっかき病では創傷感染が問題となることから、感染経路に基づく感染制御という視点でこれらの疾患を整理する。

SFTS はマダニ媒介性ウイルス感染症であり、猫や犬を介したヒト感染例も複数報告されている。動物病院では、動物によるマダニの持ち込み、感染動物の体液への接触、診療時の咬傷などが曝露リスクであり、感染制御の基本は、マダニの予防とマダニ寄生個体の適切な取り扱い、疑い症例への標準予防策と個人防護具の使用である。SFTS ウイルスはエンペロープを有する RNA ウイルスで、一般的な消毒薬で不活化されることから、基本的な環境消毒により院内曝露リスクを低減できる。

猫ひっかき病の原因菌 *Bartonella henselae* は猫と寄生するノミによって維持され、感染猫を吸血することでノミは菌を獲得・糞中に排出する。この糞で汚染された猫の爪などを介して創傷部位からヒトに感染すると推定され、猫ひっかき病の感染制御ではノミ寄生の予防、咬傷・搔傷事故の防止等が求められる。

動物病院内での共通感染症の曝露リスクを抑制するためにも、すべての動物を潜在的感染源として扱う標準予防策の考え方を日常診療に組み込むことが重要である。

LS-7**FROM SUBMISSION TO PUBLICATION: AN EDITOR'S PERSPECTIVE AND PUBLISHER UPDATES ON VETERINARY AND ANIMAL SCIENCE**

協 賛：エルゼビア

Sponsor: Elsevier B.V

E. Ponnampalan (Editor in Chief of *Veterinary and Animal Science*, Honorary Professor, University of Melbourne, Australia)

T. Nguyen Van Quoc (Publisher of *Animal Science Journals*, Elsevier, the Netherlands)

Dr. Eric Ponnampalam, the Editor-in-Chief of *Veterinary and Animal Science*, will share what makes a successful submission and impactful publication. He will highlight practical steps that authors can take to strengthen submissions and respond effectively to editorial and reviewer's feedback. Drawing on recent landmark papers published in the journal, he will illustrate features of impactful work and common pitfalls to avoid in scientific publishing, followed by an interactive audience discussion.

Elsevier publishers, led by Dr. Thai Nguyen Van Quoc, will then provide a concise update on open access options and institutional/discount agreements, outlining how authors can maximise the visibility of their research, meet funder mandates, and benefit from institutional publishing deals. This workshop will also review the latest AI-related policies in scientific publishing for authors, editors, and reviewers, including guidance on appropriate tool use, disclosure requirements, authorship, and ethics. Audience Q&A will be interspersed to address attendees' challenges directly. Together, we aim to equip researchers and reviewers with concrete and practical knowledge to improve their manuscript quality, comply with rapidly evolving publishing policies and maximise visibility.

LS-8**Save the Wagyu Beef!!
The Current Status of Bovine Leukemia in Japan and Our Challenge:
Diagnosing and Early Prediction of Lymphoma Using the RAISING Method**

協 賛：株式会社ファスマック

Sponsor: Fasmac Co., Ltd.

Satoru Konnai, D.V.M., Ph.D. (Faculty of Veterinary Medicine, Hokkaido University, Japan)

Wagyu is a Japanese beef known for its beautiful marbling, incredible tenderness, and flavor, and it represents a major pillar of Japan's agricultural exports. Japanese beef exports doubled in just five years since 2018, reaching a new record in 2023 (¥57.8 billion / \$365 million, 8,858 tons).

However, bovine leukemia virus (BLV), which causes enzootic bovine leukosis (EBL) in cattle, poses a growing threat to the cattle industry. More than 35% of cattle are infected with BLV in Japan, and the number of EBL cases has been increasing for a decade. As no commercial vaccines or treatments against BLV are available, it is important to establish an early diagnostic method for EBL to reduce economic losses caused by the disposal of EBL cattle in Japan.

To address this problem, we developed Rapid Amplification of the Integration Site without Interference by Genomic DNA Contamination (RAISING), a rapid, sensitive, and cost-effective method for the clonality analysis of BLV-infected cells. Its performance has been validated in a multicenter interlaboratory study. Then, FASMAC Co., Ltd. provides a service for BLV clonality analysis using RAISING (<https://fasmac.co.jp/animal/blvclonality>).

Here, we present the practical application of RAISING in "Our Challenge" to overcome the concerns of livestock farmers suffering from EBL, thereby promoting a stable domestic and international supply of Wagyu.

LS-9

PATIENT-DERIVED MODELS TO ADVANCE CLINICALLY RELEVANT THERAPY RESEARCH IN CANINE HEMANGIOSARCOMA

協 賛：株式会社エム・ティー・スリー

Sponsor: M.T.3 Inc. (Malignant Tumor Treatment Technologies, Inc.)

K. Aoshima (Senior Lecturer, Laboratory of Comparative Pathology, Faculty of Veterinary Medicine, Hokkaido University / Cancer Research Unit, One Health Research Center, Hokkaido University)

Keywords: Cell lines; Dogs; Hemangiosarcoma; Patient-derived xenograft models; Preclinical models

Hemangiosarcoma (HSA) is one of the most aggressive and devastating tumors in dogs. Despite standard management with surgical resection and conventional chemotherapy, prognosis remains poor, and reported 1-year survival rates are below 16%. Basic research on HSA has heavily relied on long-term cultured cell lines, which do not faithfully reflect naturally occurring HSA because these tumor cells adapt to in vitro conditions and can lose their original characteristics. When transplanted into immunodeficient mice, cell line-derived xenografts show histopathological features that differ from the original tumors and reduced heterogeneity. These xenograft tissues do not consistently reproduce diagnostic HSA morphology even for experienced veterinary pathologists. These limitations undermine confidence in mechanistic studies and drug-response testing.

To address this gap, we have established early-passage cell lines and patient-derived xenograft (PDX) models from canine HSA cases. Early-passage cell lines better preserve characteristics of the original tumors than long-term cultured counterparts. PDX models, which are generated by direct transplantation of fresh tumor tissues into immunodeficient mice, further maintain tumor histopathological features and intratumoral diversity. We characterized these models using histopathological analysis and broad molecular profiling to confirm their fidelity to the original tumors. We also tested some compounds using these models to evaluate their efficacy against HSA.

In this seminar, I will present our workflow for establishing these models and discuss how they can accelerate clinically relevant research in HSA.

LS-10

Gut Microbiota: A Key to Advancing the One Health Perspective - Diet vs. Phylogeny: Which Matters More?-

協 賛：ミヤリサン製薬株式会社

Sponsor: Miyarisan Pharmaceutical Co., Ltd.

大竹 聡 (株式会社スワイン・エクステンション&コンサルティング)

井上 亮 (摂南大学 農学部 応用生物科学科 動物機能科学研究室)

LS-11**犬レプトスピラ症 日本型ワクチンの必要性**

協賛：共立製薬株式会社

Sponsor: Kyoritsu Seiyaku Corporation

村田佳輝（むらた動物病院・農工大）

本セミナーでは、日本国内、特に千葉県におけるレプトスピラ症の発生状況・傾向に加え、世界の血清型の傾向から、診断・治療について述べ、最後に日本型ワクチンの将来についての知見を紹介する。

LS-12**From Wood to Zoo Animal Health:
OJI Pharma's Nature Positive Journey in Developing
the World's First Giraffe Osteoarthritis Treatment**

協賛：王子ファーマ株式会社

Sponsor: Oji Pharma Co., Ltd.

This session introduces efforts to address unmet medical needs in large terrestrial animals kept under human managed environments, based on the concept of a "Nature Positive medical model." In captive large mammals, unmet medical needs arise from limited information on disease diagnosis and therapeutic knowledge, coupled with the paucity of available and approved veterinary pharmaceuticals.

Osteoarthritis (OA) in giraffes exemplifies these challenges and holds unique significance.

- Clinical severity: OA in giraffes manifests as lameness, reduced locomotion, and hoof deformities, severely compromising quality of life. Progressive cases lead to recumbency, which carries a poor prognosis and often necessitates euthanasia.
- Conservation implications: with giraffe populations declining globally, improving health outcomes in captive populations is critical for ex situ conservation and genetic diversity preservation.
- Knowledge gap: Epidemiological data on prevalence, predilection sites, and disease characteristics remain insufficient due to difficulties in conducting live-animal studies.

To address these gaps, we analyzed skeletal specimens of giraffes previously kept in Japan, enabling estimation of disease prevalence and severity without imposing stress on living animals.

Subsequently, a giraffe diagnosed with OA at a Japanese zoo received an anti-OA agent containing sulfated hemicellulose-a wood-derived material developed by OJI Pharma Co., Ltd. This agent had demonstrated clinical improvement in Mongolian horses. As the first administration to a giraffe, safety, tolerability and therapeutic efficacy were systematically evaluated.

By extending this approach to other species, this initiative aims to restore biodiversity and support a Nature Positive future, bridging veterinary medicine and wildlife conservation.

LS-13

AI解析に基づく乳用牛の周産期疾病発症リスク予測モデルの構築と評価 Development and Evaluation of a Predictive Model for Periparturient Disease Risk in Dairy Cows Based on AI Analysis

協賛：株式会社アイビー

Sponsor: I.B Co., Ltd.

【背景・目的】

周産期疾病は生産性低下の主要因であり、分娩前の高リスク個体抽出が不可欠である。しかし、従来の血中代謝産物（NEFA等）の閾値判定では、複合要因による見落としが臨床上の課題であった。本研究は、分娩前の血液・身体指標から疾病リスクを高精度に予測する予測モデルの構築を目的とした。

【材料・方法】

経産牛 658 頭の分娩前データ（NEFA、血糖値、BCS、RFS）および分娩後 60 日以内の疾病発生状況を用いた。解析には、変数間の複雑な関係性を学習する新規の独自 AI モデルを開発して用い、臨床現場で最も重要な「病牛の見落とし防止（高感度）」を最優先に設計した。なお、本 AI モデルのアルゴリズムは特許出願中である。

【結果・考察】

各指標単独の相関は弱く、従来手法では疾病群の特定は困難だったが、本 AI モデルは感度 80% という高い疾病捕捉率を達成した。最大の特長は、従来の基準では「正常」とされ見逃されていた個体群からも、高リスク牛を正確に検出できた点である。

本モデルにより、見かけの数値に惑わされず真に介入が必要な個体をスクリーニングできるため、分娩前からの的確な重点観察が可能となり、予防獣医療の高度化に大きく貢献する。

Background and Objective:

Periparturient diseases are a major cause of decreased productivity, making prepartum identification of high-risk cows essential. However, conventional risk assessments using blood metabolite thresholds (e.g., NEFA) often overlook high-risk individuals due to complex compounding factors. This study aimed to develop a highly accurate predictive model for postpartum disease risk using prepartum blood and physical indicators.

Materials and Methods:

We analyzed prepartum data (NEFA, blood glucose, body condition score, and rumen fill score) from 658 multiparous cows, alongside their disease occurrence within 60 days postpartum. A newly developed, proprietary AI model (patent pending) capable of learning complex interactions among variables was employed. The model was specifically optimized for high sensitivity to prevent the oversight of diseased cows, a critical requirement in clinical practice.

Results and Discussion:

Because individual variables showed weak correlations, identifying the diseased group was difficult using conventional methods. In contrast, our AI model achieved a high disease capture rate with 80% sensitivity. Crucially, the model successfully detected high-risk cows even among those classified as "normal" and typically overlooked by traditional criteria. This allows for the precise screening of cows genuinely requiring intervention, regardless of seemingly normal individual test values. Consequently, the model facilitates targeted prepartum monitoring and early intervention, significantly contributing to the advancement of preventive veterinary medicine.

Sponsor Side Session

SS-1

One Health: Global Trends, AMR, and Policy Perspectives from Asia

協賛：エランコジャパン株式会社

Sponsor: Elanco Japan K.K.

Shaina Craige (Director, International Government Affairs, Elanco Animal Health)

Pushpanathan Sundram (Professor, Taylor's University, Malaysia)

This session brings together global and regional perspectives on One Health, highlighting the critical intersection of animal health, disease trends, and antimicrobial resistance (AMR) within evolving policy environments.

Dr. Shaina Craige, Director of International Government Affairs at Elanco Animal Health, will open with an overview of the global One Health landscape. Her presentation will examine key animal health challenges, emerging and transboundary disease trends, and the growing global implications of AMR. She will also explore how policy frameworks, international standards, and trade dynamics are shaping responses to these issues and influencing the future of animal agriculture and public health.

Building on this global foundation, Dr. Pushpanathan Sundram, Adjunct Professor at Taylor's University, Malaysia, will provide a regional perspective focused on Asia. His presentation will highlight progress in advancing One Health approaches across the region, while also addressing persistent challenges, including gaps in governance, coordination, and implementation. He will offer insights into policy and institutional frameworks, identify critical areas for improvement, and outline practical recommendations to strengthen One Health systems moving forward.

Together, this session will provide a comprehensive view of current global pressures and regional realities, emphasizing the importance of coordinated, policy-driven approaches to advancing One Health and addressing AMR at both global and regional levels.

SS-2

Frontiers in Veterinary Epilepsy Management: Perspectives from Japan

協賛：物産アニマルヘルス株式会社

Sponsor: Bussan Animal Health Co., Ltd.

Miyoko Saito (AiCVIM (Neurology), Azabu University)

Epilepsy care in Japanese veterinary medicine is shaped by unique clinical and demographic characteristics: the companion animal population is dominated by toy breeds, and zonisamide (ZNS)—developed in Japan—has been used clinically for approximately three decades. A large domestic epidemiological study showed that dogs with well-managed idiopathic epilepsy (IE) have a life expectancy comparable to the general canine population. Because euthanasia is rarely chosen in Japan, these data likely reflect the natural course of pharmacologically managed IE and support epilepsy as a controllable chronic disease.

In diagnosis, wide availability of MRI and use of electroencephalography has advanced breed-specific phenotyping; paroxysmal “limb contractions” in Pomeranians and Chihuahuas have been clarified as focal motor epileptic seizures.

Regarding pharmacological intervention, ZNS (Consave®) was first approved in Japan in 2014 for canine IE based on substantial preclinical and clinical data. A recent multicenter study in newly diagnosed dogs demonstrated high efficacy of ZNS monotherapy (76% responders; 55% seizure-free), establishing it as a first-line option. In cats, ZNS is the second most commonly prescribed agent after phenobarbital, with retrospective data showing ≥6-month efficacy and acceptable safety at low starting doses despite being unlicensed.

In neurosurgery, advances include corpus callosotomy effectively suppressing generalized seizures; pioneering feline temporal lobe epilepsy surgery; and long-term seizure freedom after subpial transection in dogs. Vagus nerve stimulation in canine cases achieved >90% seizure reduction with improved QOL.

Collectively, these insights expand perspectives and therapeutic options for veterinary epilepsy care worldwide. This lecture will be delivered in Japanese with AI-assisted translation.

SS-3

Toward the Practical Implementation of Phage Therapy in Veterinary Medicine: A Clinical Trial for Canine Chronic Otitis Externa

協賛：日本全薬工業株式会社

Sponsor: NIPPON ZENYAKU KOGYO CO., LTD.

Hidetomo Iwano (Rakuno Gakuen University)

SS-3-2

Beyond Antibiotics: Antimicrobial Enzymes in Animal Health

協賛：日本全薬工業株式会社

Sponsor: NIPPON ZENYAKU KOGYO CO., LTD.

Junpei Uchiyama (Okayama University)

SS-3-3

New International Guidelines for Canine Pyoderma in the Era of Antimicrobial Resistance

協賛：日本全薬工業株式会社

Sponsor: NIPPON ZENYAKU KOGYO CO., LTD.

Koji Nishifuji (Tokyo University of Agriculture and Technology)

SS-3-4

犬由来の抗IgE抗体 (CRE-DR-B) によるIgE産生B細胞の抑制について A caninized anti-IgE antibody (CRE-DR-B) suppresses allergen-induced IgE responses by targeting membrane IgE on IgE-producing B cells in dogs

協賛：日本全薬工業株式会社

Sponsor: NIPPON ZENYAKU KOGYO CO., LTD.

増田健一 (動物アレルギー検査株式会社)

SS-4**Elevating In-Clinic Diagnostics:
How Digitalization & AI Empower Faster, More Informed Decisions**

協 賛：ゾエティス・ジャパン株式会社

Sponsor: **Zoetis Japan Inc.**

T-S. Nguyen, DVM, MBA (Diagnostic Medical Lead Asia Pacific and Africa, Zoetis Global Diagnostic Medical Affairs, Australia)

Overview: Veterinary diagnostics are undergoing a digital revolution, addressing critical barriers such as the time-intensive nature of manual microscopy and variability in interpretation. This session explores how digitalizing microscopic slides enhances diagnostic speed and accuracy by enabling AI-driven analysis and global specialist collaboration.

We will discuss the integrated diagnostic ecosystem comprising **Vetscan Hub**, **Zoetis Virtual Laboratory**, and **Zoetis Dx**, alongside complementary specialist consultations. A primary focus will be **Vetscan Imagyst**, a technology that leverages deep learning AI for rapid sample analysis and on-demand access to a global network of clinical pathologists. This dual approach standardizes results, reduces human error, and delivers specialist-level insights in a short time.

Attendees will review data demonstrating improved patient outcomes, enhanced practice efficiency, and positive business impacts. The presentation aims to demystify AI, validating its role as a reliable, transformative tool for everyday practice.

SS-5**Current Topics in Canine Dermatology
Theory and practice of molecular targeted drugs**

協 賛：ゾエティス・ジャパン株式会社

Sponsor: **Zoetis Japan Inc.**

M. Nagata (ASC, Japan)

Over the past decade, molecular targeted therapies have reshaped the management of canine atopic dermatitis (cAD). Zoetis introduced Oclacitinib (Apoquel, Zoetis Inc.), a selective JAK1 inhibitor, followed by caninized anti-canine IL-31 monoclonal antibody Lokivetmab (Cytoint, Zoetis Inc.). More recently, the non selective JAK inhibitor Ilunocitinib (Zenrelia, Elanco Animal Health Inc.) has entered clinical use. These agents are shifting practice from broad spectrum glucocorticoid therapy to precise, goal oriented interventions that maximize efficacy while minimizing adverse effects. Success with these drugs requires accurate diagnosis, clear therapeutic objectives, and an in depth understanding of disease mechanisms. This lecture reviews the clinical status of molecular targeted drugs in canine dermatology and outlines practical strategies for using each formulation.

SS-5-2

Current Practice of Osteoarthritis for Dog and Cat - Recognize a situation gap among Japan and Global -

協賛：ゾエティス・ジャパン株式会社

Sponsor: Zoetis Japan Inc.

Beatriz P. Monteiro (Global Medical Affairs, Zoetis, Parsippany, NJ, United States)

Kazuya Edamura (Laboratory of Veterinary Surgery, Department of Veterinary Medicine, College of Bioresource and Sciences, Nihon University, Fujisawa, Kanagawa, Japan)

Management of OA pain relies on a multimodal therapeutic approach. Analgesics are the foundation with both non-steroidal anti-inflammatory drugs (NSAIDs) and anti-nerve growth factor (NGF) monoclonal antibodies (mAbs) being considered first-line therapy according to international pain guidelines. While NSAIDs have traditionally been the primary treatment for chronic pain associated with OA in dogs and cats, they can have limited treatment compliance and efficacy and cause significant adverse events.

The past five years have seen major changes in the clinical management of these patients with the advent of anti-NGF mAbs for which a solid body of scientific evidence exist. Non-pharmacological therapies should always be part of the OA management protocol including weight management, nutrition, adequate physical activity and environmental optimization.

In this panel discussion, we aim to highlight the differences between the current situation in Japan and other countries by examining the use of pain management drugs, share the most up to date scientific evidence on the topic as well as practical tools improve diagnosis and treatment rates resulting in optimal clinical outcomes.

SS-7

One Health × 国際協力「安全な畜産物が安定的に供給され消費される 世界を目指して」

One Health × International Cooperation “Toward a world where safe foods of animal origin are stably supplied and consumed”

協賛：国際協力機構

Sponsor: JICA

桐野有美 (国際協力機構 国際協力専門員)

Yumi Kirino (Senior Advisor in livestock development and animal health Japan International Cooperation Agency (JICA))

物流と経済の不安定性が高まる中、畜産物の需要が右肩上がりの開発途上国にとって、その自給率を高めることは喫緊の課題である。家畜感染症対策や食の安全のための取り組みは、畜産物増産のための道を守る「擁壁」として不可欠である。ワンヘルスの観点から、動物衛生と公衆衛生に影響を与える人獣共通感染症、および食料安全保障に影響を与える動物疾病は、多分野連携を通じて制御していくことが求められている。動物の健康と公衆衛生を守ることは、獣医サービスの本質的な目的であり、獣医サービスの能力向上は、開発途上国におけるワンヘルス・アプローチを推進する鍵となる。

本セッションでは、国際協力機構 (JICA) の複数のスキームを通じて実施されている、畜産・獣医分野における日本の政府開発援助 (ODA) の概要を概説するとともに、開発途上国における獣医組織能力向上に向けたクラスター戦略とその事例を紹介する。

JICA は基本的に要請主導型のアプローチで協力事業を展開しており、その実施状況は、国境を越える感染症や新興感染症の脅威の増大、食料安全保障といった状況下におけるパートナー国のニーズの変化を反映している。家畜衛生分野の国際協力は、拠点ラボでの検査技術移転を中心に進められ、東南アジアを中心に、正確な診断による感染症対策や人材育成、国際機関が推進する地域ネットワークの基盤形成に成果を上げてきた。しかし、感染症対策は、現場での探知から分析、対応までのサーベイランスループ全体が機能することが重要であり、検査技術はその一部にすぎない。このため現在は、

検査技術移転と併せて、郡レベルの獣医事務所強化や、農家向けサービスとラボを結ぶフィールドネットワークの強化を進めている。一方、アジア、アフリカ、南米地域では、畜産物の安全性への取り組みがますます重要になっている。畜産物の安全確保には感染症だけでなく、混入物や薬剤残留への対策が不可欠であり、フードバリューチェーン下流での規制のみならず、上流での基準整備、検査、啓発が必要である。近年は検査体制強化を生産者の収益向上と結び付けた成功例もあり、本セッションではこうした事例も紹介する。

今後も JICA は、日本の強みを活かして国内外のパートナーと連携し、ワンヘルスを推進する原動力として、畜産・獣医分野における人材育成と、家畜疾病制御および食の安全のためのしくみの強化に向けた取り組みを進めていく。

Amid increasing logistical and economic instability, raising self-sufficiency is an urgent issue for developing countries where demand for livestock products is steadily rising. Efforts to control livestock infectious diseases and ensure food safety are essential as a "retaining wall" to protect the road toward increased livestock production. In the vision of One Health, the zoonoses with an impact on animal and public health and the animal diseases with an impact on food security are to be controlled through multi-sectoral cooperation. As ensuring animal health and public health is an essential objective of veterinary services, improvement of its capacity is the key to drive One Health approach in developing countries.

This session provides an overview of Japan's Official Development Assistance (ODA) in the veterinary sector and also illustrates JICA's cluster strategy and cases aimed at improving the veterinary institutional capacity in developing countries.

As JICA fundamentally deploys its cooperation projects with demand-driven approach, its works reflect the demand of the partner countries in the context of increasing threat of transboundary and emerging diseases and food safety and security. International cooperation for animal health has primarily focused on the transfer of testing technologies at hub laboratories, achieving results in Southeast Asia, particularly in infectious disease control through accurate diagnosis, human resource development, and, consequently, the formation of a foundation for regional networks promoted by international organizations. However, effective infectious disease control requires the entire functions of surveillance loop, from detection to analysis and response, and testing technology is only a part of this. Therefore, currently, in addition to the laboratory capacities, efforts are being made to strengthen veterinary offices at the district level and to enhance field networks connecting farm services with laboratories. On the other hands, the trend toward food safety of foods of animal origin is growing in Asia, Africa, and South America region. Ensuring the safety of livestock products requires measures not only against infectious diseases but also against contaminants and drug residues. This necessitates not only regulations downstream in the food value chain, but also the development of standards, inspections, and awareness raising upstream. In recent years, there have been successful cases of linking strengthened inspection systems to increased producer profits, which are shared in this session.

Moving forward, JICA will continue to leverage Japan's strengths and collaborate with domestic and international partners to promote One Health, focusing on human resource development in the veterinary institutions, as well as strengthening mechanisms for livestock disease control and food safety.

SS-6

トップアスリートの体づくりから考える人・動物・環境をつなぐ健康科学 (One Health)

協賛：オリエンタルバイオ株式会社

Sponsor: OrientalBio Co., Ltd.

渡邊和孝 (オリエンタルバイオ株式会社 代表取締役社長)

鍵山優真 (フィギュアスケート北京・ミラノ五輪メダリスト)

トップアスリートは、栄養、睡眠、トレーニング、そして環境といった要素を統合的に整えたバランスの取れた生活を維持することで、最高のパフォーマンスを発揮している。本セッションでは、オリンピックで4つの銀メダルを獲得したフィギュアスケーター鍵山優真選手を迎え、トップアスリートの健康管理やコンディショニングの実践を出発点として、予防および「未病」の視点から健康を支える科学について探る。

セッション後半では、日本のサプリメント企業による研究や取り組みの事例を紹介し、人の健康を支えるために発展し

てきた栄養科学が、どのように動物や環境の健康にも貢献し得るのかを考える。具体的には、成分研究の着想や背景、愛玩動物への栄養サポートの知見を家畜動物の健康管理へ応用する可能性、さらに食品廃棄物の再利用や高付加価値化といった資源循環による環境負荷軽減の可能性などについて議論する。

これらの視点を通じて、本セッションでは、人・動物・環境の健康が相互につながっているという「One Health」の概念を紹介する。地球規模の健康課題に取り組むためには、日常生活の中の小さくても意味のある行動の積み重ねを考える機会を提供する。



WORLD
VETERINARY
ASSOCIATION
CONGRESS 2026
APRIL – TOKYO, JAPAN

JVMA Annual Conference

2026年4月21日(火)

大会 1 日目

地区学会長賞受賞講演：日本小動物獣医学会

第9会場 G409 (13:00 ~ 17:00)

座長：村田佳輝（むらた動物病院／東京農工大学）

小地区 01

Neisseria spp. 感染症と生前に確定診断し治癒しえた猫の 1 例

佐々木崇文

日本動物高度医療センター

小地区 02

当院で治療した SFTS の猫 21 例の回顧的研究

多田勇太

山陽動物医療センター

小地区 03

中枢神経型猫伝染性腹膜炎による二次性閉塞性水頭症に脳室 - 腹腔シャント術を実施した猫の 1 例

小路祐樹

山陽動物医療センター

座長：平尾秀博（日本動物高度医療センター）

小地区 04

肺高血圧症を併発した粘液腫瘍変性僧帽弁疾患の犬に対する僧帽弁形成術の短期治療成績

川元 誠

北海道大学大学院獣医学研究院附属動物病院

小地区 05

無輸血下に人工心肺を用いて外科的閉鎖を実施した猫の心室中隔欠損症の 1 例

藤岡崇伯

ゆめさき動物病院

小地区 06

CT および病理組織学的検査にて先天性肺気道奇形と診断した犬 2 例

溝口 央

高橋ペットクリニック

座長：福島 潮（湘南鎌倉動物病院 動物眼科センター）

小地区 07

先天性門脈体循環シャント結紮後発作症候群（PANS）を呈した犬における連日頭部MRI 検査による経時的評価

小山英志

仙台獣医師会総合動物病院

小地区 08

犬のてんかん重積に対する Point-of-Care 脳波検査の臨床的有用性の検討

長谷川祐基

KyotoAR 動物高度医療センター

小地区 09

経テント後頭側方アプローチで中脳に到達し摘出を行ったグリオーマの犬の 1 例

長井 新

鳥城ペットクリニック

小地区 10

隅角インプラント手術を実施した犬の緑内障 128 眼の視覚維持に関する検討

瀧本良幸

ナディア動物クリニック・動物眼科

座長：岡野昇三（北里大学）

小地区 11

猫の骨形成不全症の原因遺伝子変異の分子生物学的検索

鷹栖雅峰

那須野ヶ原アニマルクリニック

小地区 12

膝蓋骨内方脱臼の治療として大腿骨と脛骨に矯正骨切り術を実施したトイ・プードルの 1 例

原田恭治

日本獣医生命科学大学

小地区 13

小型犬における乳歯残存と乳歯歯根吸収の特徴

網本宏和

アミカペットクリニック

座長：滝口満喜（北海道大学）

小地区 14

猫の回盲部腺癌においてセルカニバリズムが認められた 1 例

溝口堇紫

鹿児島大学附属動物病院

小地区 15

プロテアソーム阻害薬ボルテゾミブを用いて治療した非皮膚型髄外性形質細胞腫の猫の 1 例

寺内光彦

KyotoAR 動物高度医療センター

小地区 16

後大静脈内に浸潤した褐色細胞腫の犬の一例

須崎信茂

すざき動物病院

座長：佐藤れえ子（岩手大学名誉教授）

小地区 17

慢性骨髄性白血病の犬におけるヒドロキシウレアの有効性と副作用：
寛解と再発を繰り返した長期生存例からの考察

永田矩之

岐阜大学

小地区 18

凝固亢進を疑う犬におけるアンチトロンビン活性の予後予測指標としての有用性

横田峻也

湯木どうぶつ病院

小地区 19

北海道東部の飼いイヌへの狂犬病ワクチン接種による抗体保有率から見えてきた課題

山田恭嗣

やまだ動物病院

「獣医学術奨励賞」受賞者記念講演：日本小動物獣医学会

第 9 会場 G409 (17:00 ~ 17:30)

座長：佐藤れえ子（岩手大学名誉教授）

小奨励

デグーの口腔内処置を可能にするアルファキサロンを用いた皮下注射麻酔法

坂本匠威

サニー動物病院

2026年4月21日(火)**大会 1 日目****特別企画：日本獣医公衆衛生学会**

第 10 会場 G602 (13:00 ~ 15:00)

教育講演：忘れないで！ 狂犬病

座長：猪島康雄（岐阜大学）

公教育 01-1

留学中の動物咬傷と狂犬病予防—体験を通して学んだワクチン接種の重要性

オブライエン悠木子

東京農工大学

公教育 01-2

宮崎大学が実施する自治体公衆衛生獣医師等を対象とした狂犬病診断研修会の紹介

山田健太郎

宮崎大学

地区学会長賞受賞講演：日本獣医公衆衛生学会

第 10 会場 G602 (15:00 ~ 17:00)

座長：苅和宏明（北海道大学）

公地区 01

茨城県県南地域におけるマダニの活動状況および保有する病原体の網羅的解析

大澤修一

茨城県衛生研究所

公地区 02

富山県の伴侶動物における重症熱性血小板減少症候群ウイルス感染状況調査

佐賀由美子

富山県衛生研究所ウイルス部

公地区 03

愛媛県における犬、猫、鹿のオズウイルス抗体保有状況調査並びに植生マダニからオズウイルス分離の試み

木村俊也

愛媛県食肉衛生検査センター

座長：大屋賢司（国立医薬品食品衛生研究所）

公地区 04

サルモネラ属菌の分離培養方法の検証について

北村洗人

岩手県食肉衛生検査所

公地区 05

Propidium monoazide (PMA) を用いたデジタルPCR法による鶏肉からの生きた *Campylobacter* 属菌定量法の検討

岡田彩加

岐阜大学

座長：猪島康雄（岐阜大学）

公地区 06

ウシ農場で発生した腸管出血性大腸菌感染症 — 子牛の保菌調査とゲノム解析 —

柿田徹也

沖縄県衛生研究所

公地区 07

岡山市内のと畜場に搬入された豚の *Corynebacterium ulcerans* 感染状況調査

直原良子

岡山市食肉衛生検査所

座長：森田幸雄（愛知みずほ短期大学）

公地区 08

と畜検査で確認された牛の 2,8-ジヒドロキシアデニン沈着 — 遺伝的素因の検討

鈴木省吾

北海道帯広食肉衛生検査所

公地区 09

フードディフェンスに有用な農薬中毒検査キットによるシアノホス混入ジュースの簡易検出法

平田祥太郎

大阪健康安全基盤研究所

公地区 10

広島県内で採取された海水およびかきの薬剤耐性菌保有状況調査

東久保唯

広島県立総合技術研究所保健環境センター

「獣医学術奨励賞」受賞者記念講演：日本獣医公衆衛生学会

第10会場 G602 (17:00 ~ 17:30)

座長：丸山総一（日本大学）

公奨励

道内産めん羊における志賀毒素産生性大腸菌及びサルモネラ属菌の保有状況

稲田和也

北海道オホーツク総合振興局保健環境部北見地域保健室食肉検査課 食肉検査係専門員

2026年4月21日(火)

大会 1 日目

地区学会長賞受賞講演：日本産業動物獣医学会

第 11 会場 G701 (13:00 ~ 17:00)

座長：佐藤真澄 (日生研(株))

産地区 01子豚への豚熱ワクチン接種適期推定モデルの再検討 ~階層ベイズモデルによる農場適応型モデルの構築~
小林憲一郎

長野県畜産試験場

産地区 02

妊娠豚への豚熱ワクチン接種時期と移行抗体量の関係性

野口倫子

麻布大学

産地区 03

移行抗体を保有する哺乳豚への豚熱ワクチン接種の有効性評価

下田智彦

三重県農林水産部

産地区 04

豚繁殖・呼吸障害症候群ワクチン非接種農場における欧州型ワクチン由来株検出事例

佐藤朝咲

茨城県県西家畜保健衛生所

産地区 05肉用鶏農場の *Enterococcus cecorum* 感染症対策の検討

才力慎也

徳島県西部家畜保健衛生所

座長：猪熊 壽 (東京大学)

産地区 06

国内で初めて確認されたあひるのロイコチトゾーン症

大河原彩子

北海道石狩家畜保健衛生所

産地区 07

十勝管内一酪農場における牛伝染性リンパ腫清浄化達成までの取り組み

宮澤国男

北海道十勝家畜保健衛生所

産地区 08

牛伝染性リンパ腫対策の進展により顕在化した清浄性確認と維持の課題と対策の検討 大橋郁代

山形県中央家畜保健衛生所所属

産地区 09

ランピースキン病の抗体検査方法に関する検証—*Verification of Serological* 佐藤俊介

福岡県両筑家畜保健衛生所

座長：佐藤 繁（岩手大学名誉教授）

産地区 10

ESBL を獲得した *Salmonella Montevideo* の遺伝子学的解析

山崎健太

鳥取県倉吉家畜保健衛生所

産地区 11

牛舎環境材料による牛鼻腔内の呼吸器病関連病原体推定方法の設計

五嶋祐介

岩手県中央家畜保健衛生所

産地区 12

北海道内で確定診断された乳頭糞線虫による乳用種育成牛の連続突然死

池田哲平

BRAST Livestock Clinic

産地区 13

膈壁刺激を応用した牛の新たな分娩誘因法

中山 真

奈良県食農部畜産課

座長：三角一浩（鹿児島大学）

産地区 14

末節骨底面角度の超音波測定を用いた牛の蹄疾患に対する治療効果と予後に関する追跡研究

大下克史

おおした大動物診療所

産地区 15

牛臨床例における MBP-TIVA と XBP-TIVA による全身麻酔の有用性

矢吹悠久美

NOSAI 北海道日高家畜高度医療センター

産地区 16

マルボフロキサシンおよび抗バイオフィルム剤の馬感染性子宮内膜炎由来大腸菌に対する薬剤感受性とバイオフィルム形成阻害効果ならびに撲滅効果

帆保誠二

鹿児島大学共同獣医学部

産地区 17

EOTRH (Equine Odontoclastic Tooth Resorption and Hypercementosis) を発症したポニーの 1 症例

敷地光盛

エルムホースクリニック

「獣医学術奨励賞」受賞者記念講演：日本産業動物獣医学会

第 11 会場 G701 (17:00 ~ 17:30)

座長：佐藤 繁 (岩手大学名誉教授)

産奨励

成牛のヨーネ菌感染／再感染における感染初期応答の解析

泉 一宏

北海道十勝家畜保健衛生所

2026年4月22日(水)

大会2日目

特別企画：日本小動物獣医学会

第9会場 G409 (9:00 ~ 12:00)

シンポジウム：チーム獣医療—肥満の動物を考える

座長：佐藤れえ子（岩手大学名誉教授）

小シンポ 01-1

チーム獣医療の現在地

山下真理子

日本愛玩動物看護師会

小シンポ 01-2

肥満の獣医学 — 獣医師の立場から —

石岡克己

日本動物看護学会

小シンポ 01-3

減量指導 — 愛玩動物看護師の立場から —

小田民美

日本動物看護学会

令和7年度 日本獣医師会獣医学術賞 発表と授与

ホールC (12:15 ~ 12:45)

教育講演：失敗しない外科手術シリーズ 前十字靭帯断裂

第9会場 G409 (13:00 ~ 14:30)

座長：岡野昇三（北里大学）

小教育

ここだけはおさえておきたい 診断・治療・術後管理

藤田幸弘

麻布大学

シンポジウム：動物の口腔内黒色腫（メラノーマ）の治療を考える

第9会場 G409 (15:00 ~ 17:00)

座長：野口俊助（日本動物高度医療センター）

高橋 雅（鹿児島大学）

小シンポ 02-1

外科療法

中川貴之

東京大学

小シンポ 02-2

犬の口腔内メラノーマに対する放射線治療

和田悠佑

日本動物高度医療センター

小シンポ 02-3

犬の口腔内メラノーマに対する化学療法

古家 優

大阪公立大学

小シンポ 02-4

免疫療法

水野拓也

山口大学

2026年4月22日(水)

大会2日目

特別企画：日本獣医公衆衛生学会

第10会場 G602 (9:00 ~ 12:00)

シンポジウム：注目されつつある食中毒の病因物質

座長：大屋賢司（国立医薬品食品衛生研究所）

壁谷英則（日本大学）

公シンポ 01-1

非定型大腸菌による感染症

伊豫田淳

国立感染症研究所

公シンポ 01-2

リステリア・モノサイトゲネス

岡田由美子

国立医薬品食品衛生研究所

公シンポ 01-3

Staphylococcus argenteus

若林友騎

大阪健康安全基盤研究所

公シンポ 01-4

注目されつつある食中毒の病因物質 サポウイルス

岡智一郎

国立医薬品食品衛生研究所

公シンポ 01-5

住肉孢子虫

山崎朗子

宮崎大学

総合討論

シンポジウム：牛肉輸出から見えてきたもの

第 10 会場 G602 (13:00 ~ 16:00)

座長：森田幸雄（愛知みずほ短期大学）

公シンポ 02-1**日本の畜産物の輸出戦略**

藤野哲也

日本畜産物輸出促進協会

公シンポ 02-2**食肉の輸出 / 輸入要件の整備と国内の衛生対策の向上**

道野英司

日本食品衛生協会 / 食の安全・安心財団

公シンポ 02-3**対米・対EU牛肉輸出施設での衛生管理等の実施状況**

川久通隆

和牛マスター

公シンポ 02-4**食肉処理施設の衛生管理における遺伝子技術の活用**

菊池貴子

スターゼン(株)

2026年4月22日(水)

大会2日目

特別企画：日本産業動物獣医学会

第11会場 G701 (9:00 ~ 12:00)

シンポジウム：豚群における繁殖管理、衛生管理とAMR対策

座長：伊藤 貢（あかばね動物クリニック）

佐藤真澄（日生研(株)）

産シンポ 01-1

豚群における繁殖管理

武田浩輝

アークベテリナリーサービス

産シンポ 01-2

養豚場における衛生管理の実際

高橋佐和子

高橋とんとん診療所

産シンポ 01-3

AMR対策の実際 — 国際動向と日本の課題、そして現場からのアプローチ

伊藤 貢

あかばね動物クリニック

産シンポ 01-4

繁殖・衛生管理指導の実際

渡部佑悟

FAITES

シンポジウム：乳牛群における繁殖管理と生産支援

第11会場 G701 (13:00 ~ 17:00)

座長：北原 豪（宮崎大学）

猪熊 壽（東京大学）

産シンポ 02-1

乳牛群における生産支援と繁殖管理

北原 豪

宮崎大学

産シンポ 02-2

疾病抵抗性の遺伝的能力評価

馬場俊見

日本ホルスタイン登録協会北海道支局

産シンポ 02-3

妊娠率の最適化から、妊娠の配分設計へ

奥 啓輔

トータルハードマネジメントサービス

産シンポ 02-4

ET 技術を活用した生産支援の実際

森重大作

渥美牛群管理サービス

2026年4月23日(木)

大会3日目

特別企画：日本小動物獣医学会

第9会場 G409 (9:00 ~ 11:50)

シンポジウム：人獣共通感染症

— 病院スタッフと飼い主を感染症から守るためにはどうすれば良いか? —

1. SFTS シンポジウム — 増加する動物病院スタッフの感染・飼い主の感染を防ぐには —

座長：前田 健 (国立感染症研究所)

村田佳輝 (むらた動物病院/東京農工大学)

小シンポ 03-1

SFTS の実態と今後を考える

前田 健

国立感染症研究所

小シンポ 03-2

感染性物質 (SFTS を疑う材料) の輸送方法

河合康洋

国立感染症研究所

小シンポ 03-3

流行地でのヒト感染の実態と取り組み

山中篤志

宮崎県立宮崎病院

小シンポ 03-4

猫から自身への SFTSV 感染及び当院の犬猫発症例について

松本泰和

益田ペットクリニック

小シンポ 03-5

流行地での動物感染現場での対応と今後を考える

白永伸行

シラナガ動物病院

討 論

2. レプトスピラ症シンポジウム —我が国で増加しているレプトスピラ症の今後を考える—

第9会場 G409 (13:00 ~ 15:00)

座長：小泉信夫（国立感染症研究所）

小シンポ 04-1**ヒトのレプトスピラ症**

小泉信夫

国立感染症研究所

小シンポ 04-2**レプトスピラ症の多発地域である沖縄県における、犬レプトスピラ症の現状**

土城勝彦

たまよせ動物病院

小シンポ 04-3**レプトスピラ症の検査とワクチンの今後**

栗田吾郎

北里大学大村智記念研究所

討 論**3. 身近で危険な人獣共通感染症シンポジウム —感染症から身を守るには—**

第9会場 G409 (15:10 ~ 17:00)

座長：鈴木道雄（国立感染症研究所）

小シンポ 05-1**危険な咬傷・接触感染症の実態・対策**

鈴木道雄

国立感染症研究所

小シンポ 05-2**危険なクラミジア属感染症の実態**

オブライエン悠木子

東京農工大学

小シンポ 05-3**獣医病理学の観点から懸念される人獣共通感染症**

宇根有美

どうぶつ疾病研究支援協会

討 論

2026年4月23日(木)

大会3日目

特別企画：日本獣医公衆衛生学会

第10会場 G602 (9:00 ~ 12:00)

シンポジウム：ヒトに密接に関与する野生鳥獣の現状と課題

座長：石岡大成 (高崎健康福祉大学)

公シンポ 03-1

わが国における野生鳥獣による被害状況

伊藤麻子

農林水産省 農村振興局 農村政策部 鳥獣対策・農村環境課 鳥獣対策室

公シンポ 03-2

野生鳥獣の捕獲、解体に係わる狩猟の実際

高柳盛芳

群馬県猟友会

公シンポ 03-3

ダニ媒介感染症の実態および感染予防

貞升健志

東京都健康安全研究センター

公シンポ 03-4

ジビエを介した食中毒事例および対策

森吉美樹

厚生労働省 健康・生活衛生局 食品監視安全課

年次大会一般講演・研究報告

第10会場 G602 (13:00 ~ 16:00)

座長：苅和宏明 (北海道大学)

公一般 -1

犬と猫の死亡原因と死亡年齢に関する疫学的調査、とくにワンヘルスの観点からヒトとの比較に着目して

上條圭司

ゼファー動物病院、Team HOPE

公一般 -2

Nationwide monitoring of antimicrobial resistant *Escherichia coli* and *Enterococcus* spp. isolated from healthy dogs and cats in Japan

Saki Harada

National Veterinary Assay Laboratory Ministry of Agriculture Forestry and Fisheries

座長：森田幸雄（愛知みずほ短期大学）

公一般 -3

Enhanced Replication of Orthohantavirus in Vero-T2 cells compared with Vero E6 cells

荻和宏明

北海道大学

2026年4月23日(木)

大会3日目

特別企画：日本産業動物獣医学会

第11会場 G701 (9:00 ~ 12:00)

シンポジウム：肉牛群における呼吸器疾患対策

座長：乙丸孝之介（鹿児島大学）

三角一浩（鹿児島大学）

産シンポ 03-1

肉牛群における呼吸器疾患対策（総論）

乙丸孝之介

鹿児島大学

産シンポ 03-2

超音波画像診断

前田洋佑

北里大学獣医学部

産シンポ 03-3

超音波画像診断実施上の課題

叶 有斗

鹿児島県農業共済組合

産シンポ 03-4

治療と予防対策（ワクチネーション）

乙丸孝之介

鹿児島大学

総合討論

年次大会一般講演・研究報告

第 11 会場 G701 (13:00 ~ 16:00)

座長：土谷佳之（岩手大学獣医学部附属産業動物臨床・疾病制御教育研究センター）

産一般 -1**乳房炎罹患牛における乳汁および乳頭管ケラチンプラグ中のラクトフェリン濃度と免疫グロブリン A 濃度**

細谷優衣

日本大学獣医産業動物臨床学研究室

産一般 -2**乳牛の中等度の乳頭端過角化は乳汁中の細菌負荷とは独立して体細胞数を増加させる**

篠塚康典

岡山理科大学獣医学部

産一般 -3**EBL 未発症の黒毛和種繁殖雌牛の免疫状態の調査**

小川美帆

帯広畜産大学獣医学研究部門

産一般 -4**公共牧場で放牧されていたホルスタイン種育成牛にみられた牛リンパ球腸内滞留不全症 (BLIRD) の 2 症例**

辰巳奈央

帯広畜産大学獣医学研究部門

座長：篠塚康典（岡山理科大学獣医学部）

産一般 -5**スペクトログラム解析による各種聴診音可視化と応用可能性**

猪熊 壽

東京大学大学院農学生命科学研究科

産一般 -6**外耳道サイズと体重および頭蓋サイズとの比較**

五島湧大

日本大学生物資源科学部獣医学科

産一般 -7

牛の遠隔診療に関する聞き取り調査および家畜共済制度を利用して実施した遠隔診療の課題 堀北哲也

日本大学生物資源科学部獣医学科

産研究 -1

手書きカルテと比較した、牛診療における獣医師適応型 SOAP 生成 AI の定量的研究 斎藤功平

Joy with Paws 合同会社

座長：堀北哲也（日本大学生物資源科学部獣医学科）

産研究 -2

子牛呼吸器病の発症・治療前後における胸部超音波検査所見の経時的変化および品種間の差異 佐藤こずえ

渥美牛群管理サービス

産研究 -3

乳牛の分娩後2週における子宮内 *Trueperella pyogenes* 感染が子宮内膜炎および超音波検査所見に与える影響

土谷佳之

岩手大学獣医学部附属産業動物臨床・疾病制御教育研究センター

産研究 -4

乳牛の分娩直後からの繁殖検診時における BCS がその後の繁殖成績に及ぼす影響 石井三都夫

石井獣医サポートサービス

産研究 -5

野外調査：日本におけるミルクカーの洗浄問題

榎谷雅文

北海道デーリイマネージメントサービス(有)

2026年4月24日（金）**大会4日目****特別企画：日本小動物獣医学会**

第9会場 G409 (9:00 ~ 12:00)

シンポジウム：診断から手術、そして視覚の回復へ—獣医眼科の進化形

座長：福島 潮（湘南鎌倉動物病院 動物眼科センター）

小シンポ 06-1

白内障—水晶体破囊およびチン小帯脆弱の外科的マネジメント

小林義崇

東京動物眼科醫院

小シンポ 06-2

緑内障—適切な眼圧コントロールのための外科治療の導入

太田充治

動物眼科センター

小シンポ 06-3

網膜剥離—視覚を守るための外科的チャレンジ

梅田裕祥

横浜どうぶつ眼科

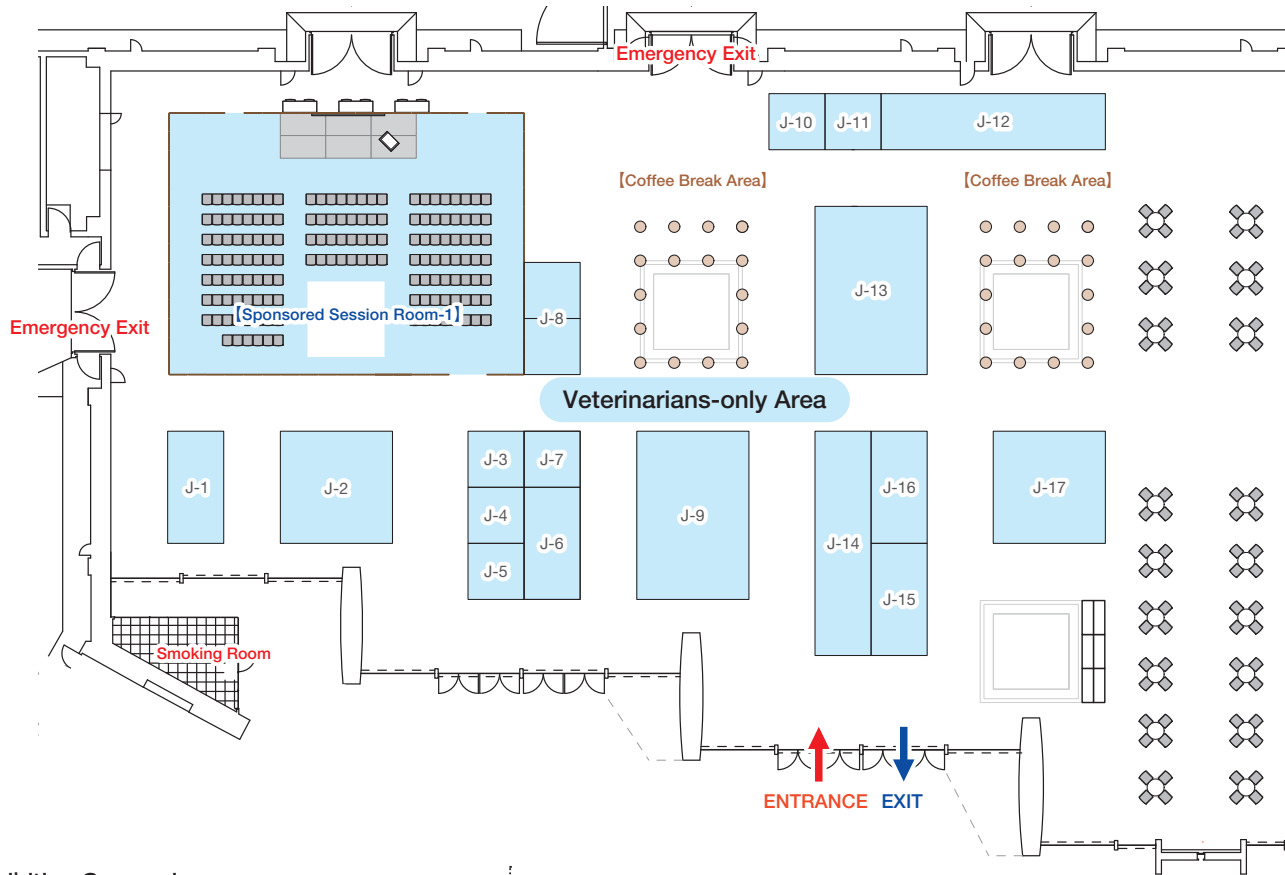
小シンポ 06-4

眼科手術の成否を決めるのは診断か器具か？ 診断技術と手術装置の進化

福島 潮

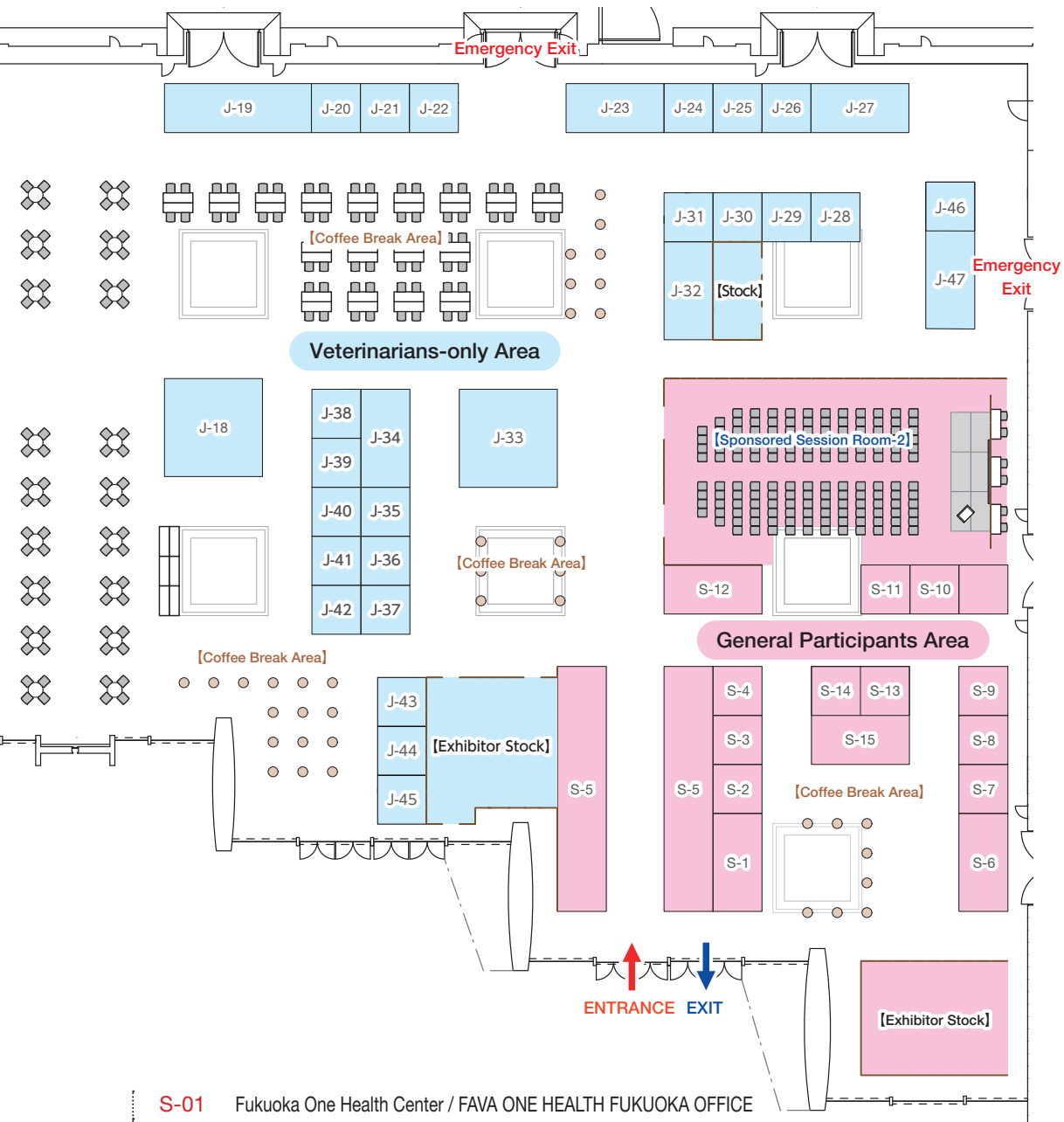
湘南鎌倉動物病院 動物眼科センター

Exhibition



NO. Exhibiting Companies

- | | | | |
|------|---|------|---|
| J-01 | NH Foods Ltd. | J-24 | Go!Foton, Inc. |
| J-02 | Zoetis Japan Inc. | J-25 | DENTECH Corporation |
| J-03 | QIX Corporation | J-26 | Yasuda System Service Co., Ltd. |
| J-04 | M.T.3 Inc.(Malignant Tumor Treatment Technologies, Inc.) | J-27 | Veterinary Medical Service Forum |
| J-05 | OSADA ELECTRIC CO.,LTD. | J-28 | Federation of Asian Veterinary Association |
| J-06 | DAISEN SANGYO CO., LTD. | J-29 | World Organisation for Animal Health (WOAH) |
| J-07 | Viticus Group | J-30 | World Veterinary Association - WVA |
| J-08 | Next-Generation Veterinary Education-Simulation-Based Training in Japan Vet. Schools- | J-31 | WVAC 2027 MEXICO |
| J-08 | One Health Centers in Japan Vet. Univ | J-32 | Boditech Med Inc. |
| J-09 | ZENOAQ | J-33 | Hill's Pet Nutrition |
| J-10 | Fasmac Co., Ltd. | J-34 | FUJIFILM VET Systems Co.,Ltd. |
| J-11 | Christi Tokyo, LLC | J-35 | V and P Company |
| J-12 | Meiji Animal Health Co., Ltd. | J-36 | RENATECH Co., Ltd. |
| J-13 | Boehringer Ingelheim Animal Health Japan Co., Ltd. | J-37 | NIPPON GENE CO.,LTD. |
| J-14 | Elanco Japan K.K. | J-38 | EDUWARD Press Co.,Ltd. |
| J-15 | RIKEN VETS PHARMA CO.,LTD. | J-39 | Adapet Medical Inc. |
| J-16 | ASKA Animal Health Co.,Ltd. | J-40 | PetCommunications Co.,Ltd. |
| J-17 | TOA BIOPHARMA CO.,LTD. | J-41 | IDEXX Laboratories, K.K. |
| J-18 | Bussan Animal Health Co.,Ltd. | J-42 | Wakunaga Pharmaceutical Co.,Ltd. |
| J-19 | Kyoritsu Seiyaku Corporation | J-43 | ZEN-NOH |
| J-20 | Infix, Inc. | J-44 | I.B Co., Ltd. |
| J-21 | Nisseiken Co., Ltd. | J-45 | Daicel Corporation |
| J-22 | Miyarisan Pharmaceutical Co., Ltd. | J-46 | Japan Veterinary Medical Association |
| J-23 | Anicom Insurance, Inc. | J-47 | Tokyo Metropolitan Government |



- S-01 Fukuoka One Health Center / FAVA ONE HEALTH FUKUOKA OFFICE
- S-02 Fukuoka Prefectural Government
- S-03 SCARECROW Inc.
- S-04 EID inc
- S-05 INABA Petfood Co.,Ltd.
- S-06 Meiji Yasuda Life Insurance Company
- S-07 LIVESTOCK IMPROVEMENT ASSOCIATION OF JAPAN, INC.
- S-08 YASKAWA Electric Corporation
- S-09 Bridgestone Corporation
- S-10 The designated registration agency Japan Veterinary Medical Association
- S-11 Ministry of the Environment Animal Welfare and Management Office
- S-12 Ministry of Agriculture, Forestry and Fisheries
- S-13 JAPAN KENNEL CLUB
- S-14 Pet-Park Trade Association Dog & Cat Pediatric Hospital
- S-15 KOWAPETS CORPORATION Co., Ltd.

Sponsors at a Glance

Platinum Sponsors



Boehringer
Ingelheim

Gazing at the future



Gold Sponsors



Silver Sponsors



Bronze Sponsors

Bussan Animal Health Co., Ltd.

Hill's Pet Nutrition

Kyoritsu Seiyaku Corporation

TOA BIOPHARMA CO., LTD.

Sponsors

LIVESTOCK IMPROVEMENT ASSOCIATION OF JAPAN, INC.
 National Federation of Agricultural Cooperative Associations
 Research Institute for Animal Science in Biochemistry and Toxicology
 Veterinary Medical Service Foundation
 Yamazaki Educational Foundation
 Adapet Medical Inc.
 Aglis Co., Ltd.
 Anicom Insurance, Inc.
 ASCO Co., Ltd.
 ASKA Animal Health Co., Ltd.
 ASO SHOJI CO., LTD
 Boditech Med Inc.
 Bridgestone Corporation
 Christi Tokyo, LLC
 Daicel Corporation
 Daiichi ipet Insurance Co., Ltd.
 DAISEN SANGYO CO., LTD.
 DENTECH Corporation
 EDUWARD Press Co., Ltd.
 EID inc
 Elsevier B.V
 Fasmac Co., Ltd.
 FUJIFILM VET Systems Co., Ltd.
 有限会社藤垣電気商会
 Go!Foton, Inc.
 Hokusan Co. Ltd
 I.B Co., Ltd.
 IDEXX Laboratories, K.K.
 INABA Petfood Co.,Ltd.
 Infix, Inc.
 Japan Animal Referral Medical Center Co., Ltd.
 JAPAN KENNEL CLUB
 有限会社城崎設備工業
 JTB Corp.
 株式会社金子技建
 KAWANAMI DENKI Co.,Ltd
 株式会社古賀建設
 KOWAPETS CORPORATION Co., Ltd.
 MAEDA Corporation
 M.T.3 Inc. (Malignant Tumor Treatment Technologies, Inc.)
 Matsuura Co., Ltd.
 Meiji Animal Health Co., Ltd.

Meiji Yasuda Life Insurance Company
 Miyarisan Pharmaceutical Co., Ltd.
 溝江建設株式会社
 Morikubo Yakuhin, Inc.
 MP AGRO CO.,LTD.
 株式会社中原電工
 NH Foods Ltd.
 NIPPON GENE CO., LTD.
 Nishi - Nippon Railroad Co., Ltd.
 Nisseiken Co., Ltd.
 OHASHI AIRSYSTEM Co,Ltd
 Oji Pharma Co., Ltd.
 OSADA ELECTRIC CO., LTD.
 合同会社大塚大動物臨床検査センター
 OH-YABU CONSTRUCTION
 PetCommunications Co.,Ltd.
 Pet-Park Trade Association Dog&Cat Pediatric Hospital
 QIX Corporation
 RENATECH Co., Ltd.
 RIKEN VETS PHARMA CO., LTD.
 ROYAL CANIN JAPON, Inc.
 Ryonetsu Co., Ltd.
 サンケミファ株式会社
 三州建設株式会社
 SCARECROW Inc.
 SHIN NIPPON AIR TECHNOLOGIES CO., LTD.
 Sompo Japan Insurance Inc.
 TOTO LTD.
 TYL CO., LTD
 V and P Company
 Vetoquinol Japan K.K.
 Viticus Group
 Wakunaga Pharmaceutical Co., Ltd.
 YASKAWA Electric Corporation
 Yasuda System Service Co., Ltd.
 YASUI ARCHITECTS & ENGINEERS, INC.
 Yotsuba Milk Products Co., Ltd.
 Ministry of Agriculture, Forestry and Fisheries
 Ministry of the Environment Animal Welfare and Management Office
 Fukuoka Prefectural Government
 Fukuoka Prefecture Parks and Streets Division
 The designated registration agency Japan Veterinary Medical Association

Complimentary Hospitality Programs

Tokyo Convention & Visitors Bureau is offering complimentary programs specially tailored to provide overseas registered participants with various experiences of Tokyo and its vicinity; from nature and culture to other attractions. (The tour courses are subject to change).

Application Period: From Tuesday, April 21, 2026 (until capacity is reached).

Tour Registration *Only one program per person

Please sign up for the tours at the TOKYO CITY INFORMATION DESK located near the registration area at Tokyo International Forum.

	AM9:00-12:30	PM13:30-17:00	18:00-21:00
Apr. 21 (Tue)	Culture Tea Ceremony Experience ① 11:00-11:40 ② 13:30-14:10 ③ 15:00-15:40 Capacity: 20 participants per session		Night Tour [T-1] Tokyo City View (Observation Deck) & Shinjuku Golden Gai Capacity: 30 participants
Apr. 22 (Wed)	Day Tour [T-2] 8:00-10:00 Zazen Experience (Zen meditation) Capacity: 15 participants	Day Tour [T-4] 13:20-17:00 Tokyo River Cruise & Hamarikyū Gardens Capacity: 40 participants	Night Tour [T-7] TOKYO TOWER (Main deck) & Odaiba Area (Drive past) Capacity: 30 participants
	Day Tour [T-3] TOKYO SKYTREE (Tembo Deck) & Asakusa Walking Tour Capacity: 40 participants	Day Tour [T-5] teamLab Borderless & Zojoji Temple Capacity: 30 participants	Night Tour [T-8] TOKYO SKYTREE (Tembo Deck) & TOKYO Solamachi Capacity: 30 participants
		Day Tour [T-6] Kappabashi Food Sample Making Capacity: 20 participants	
	Culture Edo Wind Chime Painting Experience ① 10:00-11:00 ② 12:30-13:30 ③ 14:00-15:00 Capacity: 10-15 participants per session		
Apr. 23 (Thu)	Day Tour [T-9] 8:00-16:00 Ninja Experience, Rokuya Buddha & Ishikawa Brewery (Lunch included) Capacity: 20 participants		
	Day Tour [T-10] TOKYO SKYTREE (Tembo Deck) & Asakusa Walking Tour Capacity: 40 participants	Day Tour [T-11] 13:20-17:00 Tokyo River Cruise & Hamarikyū Gardens Capacity: 40 participants	Night Tour [T-14] TOKYO TOWER (Main deck) & Odaiba Area (Drive past) Capacity: 30 participants

	AM9:00-12:30	PM13:30-17:00	18:00-21:00
Apr. 23 (Thu)		Day Tour [T-12] 13:20-17:30 Tokyo River Cruise & Kintsugi Experience Capacity: 20 participants	Night Tour [T-15] TOKYO SKYTREE (Tembo Deck) & TOKYO Solamachi Capacity: 30 participants
		Day Tour [T-13] The Sumida Hokusai Museum & Asakusa Capacity: 40 participants	
	Culture Tea Ceremony Experience ① 11:00-11:40 ② 13:30-14:10 ③ 15:00-15:40 Capacity: 20 participants per session		
Apr. 24 (Fri)	Day Tour [T-16] 8:00-10:00 Zazen Experience (Zen meditation) Capacity: 15 participants	Day Tour [T-18] 13:20-17:00 Tokyo River Cruise & Hamarikyū Gardens Capacity: 40 participants	Night Tour [T-20] Tokyo Metropolitan Government (Observation Deck, Projection Mapping) & Omoide Yokocho (Shinjuku) Capacity: 40 participants
	Day Tour [T-17] TOKYO SKYTREE (Tembo Deck) & Asakusa Walking Tour Capacity: 40 participants	Day Tour [T-19] The Sumida Hokusai Museum & Asakusa Capacity: 40 participants	
	Culture Edo Wind Chime Painting Experience ① 10:00-11:00 ② 12:30-13:30 ③ 14:00-15:00 Capacity: 10-15 participants per session		

《DAY TOUR》

▼ T-2, 16

Zazen (Zen meditation) Experience

Capacity: 15 participants

Go to Korinin Temple to experience Zazen. Zazen is a traditional Buddhist meditation method and a popular activity among overseas visitors. In the silence, your mind will be refreshed and clear.



▼ T-3, 10, 17

TOKYO SKYTREE (Tembo Deck) & Asakusa Walking Tour

Capacity: 40 participants

After enjoying the view from the SKYTREE, the world's tallest radio tower, you can enjoy the downtown atmosphere of the elegant streets of Asakusa.




© TOKYO SKYTREE

▼ T-4, 11, 18

Tokyo River Cruise & Hamarikyu Gardens

Capacity: 40 participants

Through a cruise on the Sumida River, you will see scenery from downtown Asakusa to other parts of the city. You can discover a world separate from the high-rise buildings of the city at the beautiful Hamarikyu Gardens.




© TCVB

▼ T-5

teamLab Borderless & Zojoji Temple

Capacity: 30 participants

teamLab Borderless, located in Azabudai, has various immersive genre-blending galleries and installations. You will also visit one of the famous traditional temples, Zojoji.



※ 《Bubble Universe》 © teamLab

▼ T-6

Kappabashi Food Sample Making

Capacity: 20 participants

Food samples are highly realistic models of actual dishes, traditionally made from wax or resin, and are commonly displayed in restaurant windows across Japan.




© TCVB

▼ T-9

Ninja Experience, Rokuya Buddha & Ishikawa Brewery (Lunch included)

Capacity: 20 participants

Experience ninja culture by wearing the outfit, then visit Rokuya Buddha, a historic temple, and Ishikawa Brewery to learn about Japanese sake.



▼ T-12

Tokyo River Cruise & Kintsugi Experience
Capacity: 20 participants

You can experience the traditional Japanese culture of kintsugi, the Japanese art of repairing broken pottery with a special lacquer mixed with gold, silver, or platinum, followed by a river cruise that offers views ranging from downtown areas to the city's high-rise buildings.



▼ T-13, 19

The Sumida Hokusai Museum & Asakusa
Capacity: 40 participants

This museum, located in Sumida City, the birthplace of the world-renowned artist Katsushika Hokusai, introduces his life, artworks, and the influence he had both in Japan and internationally. Afterward, you will visit the historic area of Asakusa.



《NIGHT TOUR》

▼ T-1

Tokyo City View (Observation deck) & Shinjuku Golden Gai
Capacity: 30 participants

Experience the night view from the observatory of the modern Roppongi Hills, then visit Shinjuku Golden Gai, a compact nightlife district in central Shinjuku featuring around 280 small bars and eateries across six narrow blocks, known for its retro 1950s atmosphere and unique, character-filled venues.



▼ T-7, 14

TOKYO TOWER (Main deck) & Odaiba Area (Drive past)
Capacity: 30 participants

After relaxing and enjoying the view from the observation deck located 150 meters above ground at Tokyo Tower, you will enjoy drive-past views of Rainbow Bridge and the Tokyo waterfront area of Odaiba.



▼ T-8, 15

TOKYO SKYTREE (Tembo Deck) & TOKYO Solamachi
Capacity: 30 participants

After enjoying the view from the SKYTREE, the world's tallest radio tower, visitors will spend time at TOKYO Solamachi, which houses a planetarium, an aquarium, restaurants, and more than 300 stores.



© TOKYO SKYTREE

▼ **T-20**

Tokyo Metropolitan Government (Observation Deck, Projection Mapping) & Omoide Yokocho (Shinjuku)

Capacity: 40 participants

Enjoy the night view from the Tokyo Metropolitan Government Building, one of the city's most iconic landmarks. Afterward, head to a traditional bar district in Shinjuku to soak up the nostalgic, old-town atmosphere. Experience two contrasting sides of Tokyo!



© TCVB

《Culture》

▼ **Tea Ceremony Experience**

Capacity: 20 participants per session

Sado, also known as chanoyu, is the traditional, ritualized preparation and serving of powdered green tea by a host for the enjoyment of their appreciative guests.



▼ **Edo Wind Chime Painting Experience**

Capacity: 10 - 15 participants per session

This is a hands-on Japanese cultural experience where you paint an Edo wind chime, a traditional craft passed down since the Edo period. The completed wind chime can be taken home as a souvenir.



Tour Registration *Only one program per person

Application Period: From Tuesday, April 21, 2026 (until capacity is reached).

Please sign up for the tours at the TOKYO CITY INFORMATION DESK located near the registration area at [Tokyo International Forum](#).



WORLD
**VETERINARY
ASSOCIATION**
CONGRESS **2026**
APRIL – TOKYO, JAPAN

Environmental Initiatives

Reducing plastic waste with reusable tumblers and water servers. We also implement solar power, water reuse, LED lighting, and waste sorting.



Environmental Initiatives

➤ Venue

Solar Power Generation System

Solar panels are installed on the roofs of the Hall Buildings. The power they generate is converted to AC power and used in the buildings.



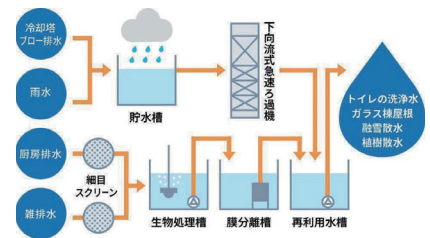
Solar Heat Collecting System

Apart from the solar power generation system, the hall roofs are also equipped with evacuated glass tube solar thermal collectors. Water that has been heated using solar heat is supplied to restrooms and showers in the buildings, as well as to restaurant kitchens.




Waste Water Recycling System

Wastewater generated in the buildings (water from washbasins or restaurant kitchens) and rainwater collected on the premises are processed (biotreatment and membrane separation) in a wastewater recycling system and used to flush toilets, water plants, and melt snow that has accumulated on the roof of the Glass Building.



Energy-Saving in Lighting and Air Conditioning

Lighting equipment in seating areas, lobbies, corridors, and other spaces are being changed to LED lights, which consume less power and last longer. We strive to save more energy by using highly energy-efficient permanent magnet motors for air blowers and introducing a system that optimizes the intake of outdoor air for air conditioning.



➤ Venue

Energy Management System (EMS)

To achieve energy-efficient operations while maintaining a comfortable, convenient environment for visitors, an energy management system (EMS) is used to optimize operation of all equipment in the building including air conditioning.

Tokyo International Forum tracks its usage of renewable energy on a real-time basis and displays it with digital signage devices onsite to clearly disseminate information about its environmental activities.



Direct Station Access and Environmentally Friendly Transport

The venue is directly connected via underground passageways to multiple JR and Tokyo Metro stations, allowing for comfortable access even on rainy days. We kindly ask all visitors to use public transportation when coming to the venue. Your cooperation helps reduce CO₂ emissions and contributes to efforts against global warming.

* For detailed access information, please visit the following website.
<https://www.t-i-forum.co.jp/en/access/>



➤ Green Space Design

The congress incorporates green decorations throughout the venue, creating a natural and soothing environment that promotes the well-being of all participants. This initiative contributes to SDG Goal 3, “Good Health and Well-Being,” by supporting the physical and mental comfort of attendees, while providing a sustainable and enjoyable congress experience.



➤ Installation of Separated Waste Bins

Waste bins for recyclable and combustible materials will be installed throughout the venue. We kindly ask participants to properly separate their waste, which helps promote recycling and reduce overall waste. This initiative contributes to lowering environmental impact and supporting sustainable conference operations. Your cooperation plays an important role in protecting the global environment.



➤ Food and Beverage Services

Installation of Water Stations

As part of our efforts to reduce environmental impact, plastic bottled beverages will not be provided at the venue. We kindly ask all participants to bring their own bottles and use the water stations available on-site.

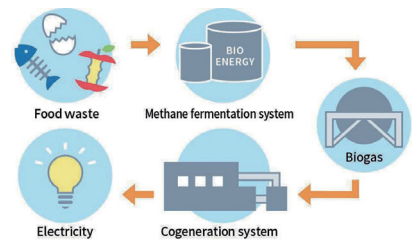
* Reusable bottles will be distributed to a limited number of participants.



Food Waste Recycling

Food waste generated by the restaurants and catering in the facilities is recycled and transformed into electrical energy, etc. Collected food waste is transported to a recycling plant in Ota City where it is transformed into biogas via methane fermentation technology. Biogas is then used in the factory's cogeneration system to produce energy in the form of electricity. Most of this electricity is then sold to the community surrounding the recycling plant.

We also strive to thoroughly separate and reduce other garbage produced in the facilities.



About JAPAN & TOKYO

INFO ABOUT JAPAN

Japan National Tourism Organization (JNTO)

This is the official tourism website for Japan, offering detailed travel information, tips on destinations, events, and itineraries.

Japan Guide

A comprehensive and user-friendly travel guide to Japan, including detailed information on cities, landmarks, transportation, and cultural tips.

Time Out Tokyo

The website is perfect for finding things to do in Tokyo, with event listings, restaurant recommendations, and neighborhood guides.

HyperDia

A train route search engine for Japan. It helps travelers plan train journeys, with information on routes, schedules, and fares.

INFO ABOUT TOKYO

Go Tokyo

Official Tokyo tourism website featuring tourist attractions, events, and area information.

About Tokyo

Introduction to Tokyo's history, culture, and urban attractions.

Shops & Restaurants around venue

Information about shops and restaurants around the venue area.

About "Marunouchi"

Introduction to the Marunouchi area.

Time Out TOKYO, Marunouchi

Dining, sightseeing, and event information around the Marunouchi area.

A tourist information booth by TCVB (Tokyo Convention & Visitors Bureau) will be available from 21 to 24 April.

CLIMATE & TIME ZONE

Japan has a diverse climate due to its geographical length from north to south. The time zone is UTC/GMT+9.

The weather in Tokyo at the end of April is typically pleasant, mild, and warm, with average daytime highs around 18-22°C (64-71°F) and cooler nights around 11-13°C (52-56°F), though you'll need a light jacket for evenings as temperatures drop, and expect some occasional light rain and breezy days.

CURRENCY EXCHANGE

Major international airports, like Narita (NRT) and Haneda (HND), have currency exchange counters offering both cash and traveler's check exchange services.

US dollars, euros, and some other major currencies can also be exchanged at city banks and large post offices in Tokyo. Bank exchange services are typically available from 9:00 AM to 3:00 PM on weekdays. Post offices offer foreign exchange services from 9:00 AM to 4:00 PM. Additionally, currency exchange machines are available in various locations, including major train stations and some hotels, providing extended operating hours.

You can also withdraw cash in Japanese yen from your bank account using debit or credit cards issued in your home country. The ATMs at convenience stores (displaying the International ATM Service sign and logos of usable credit cards) allow you to withdraw cash 24 hours a day, making them extremely convenient.

While cash is still widely used in Japan, credit and debit cards (especially Visa, MasterCard, and JCB) are accepted in most hotels, large stores, and restaurants.

CONSUMPTION TAX

Consumption tax (VAT) in Japan is 10%, and it is usually added at the cash register.

Major department stores and electronics shops often offer their products duty-free to overseas travelers if they show their passports (copies are not accepted). To qualify for duty-free shopping, the total purchase amount must meet a minimum threshold, and the items must be taken out of the country within a specific period.

ELECTRICITY

The voltage used throughout Japan is uniformly 100 volts, AC.

A convertible type of electrical appliance, such as a hair dryer, travel iron, or shaver, will therefore be handy; otherwise, a transformer is required to convert the voltage.

There are no columnar-shaped plugs or 3-pin plugs used in Japan, but 2-flat-pin plugs are used instead. It is therefore advised to purchase a plug adapter beforehand if your devices use a different plug type.

HEALTHCARE & SAFETY

Drinking Water

Tap water is safe to drink anywhere in Japan. Mineral water, including major imported brands, can be easily obtained from supermarkets, convenience stores, vending machines, and other similar places.

Hospitals and medical services

Medical systems and facilities in Japan are well established, so you can expect to receive high-standard medical treatment should you have any problem with your health during your stay. Japan has a well-developed healthcare system with both public and private hospitals, and many medical professionals are fluent in English, particularly in major cities. Emergency medical services are also readily available, and pharmacies are well-stocked with over-the-counter medications.

INTERNET ACCESS & SIM

Though Japan is ranked at the top of many general safety rankings in the world, travelers still need to be aware of potential dangers and situations that could lead to accidents or injury. The organizers do not assume any liability for such incidents. It is strongly advised that you purchase your own travel insurance to cover any unforeseen circumstances, including medical emergencies, trip cancellations, or lost luggage.

Japan has a well-developed and fast internet infrastructure, with wide availability of Wi-Fi and mobile data coverage across the country. However, there are a few things to keep in mind when using the internet in Japan, especially for travelers.

Public Wi-Fi

Many public places, such as cafes, restaurants, airports, and shopping malls, offer free Wi-Fi. However, access is often password-protected for security reasons, and you may need to provide identification when registering for the Wi-Fi service. Some providers require long-term contracts, which typically limit the service to residents of Japan.

Accommodations

Most hotels and accommodations in Japan are equipped with internet access. While some places offer Wi-Fi, others may have a wired (LAN) internet connection in the room. If you're staying in a place with only a wired connection, you can bring your own wireless travel router to connect multiple devices.

Prepaid SIM Cards / Mobile Hotspot Devices

You can purchase a prepaid SIM card from major carriers or at kiosks in airports. These SIM cards are often available in various packages, including options for data-only or both calls and data. They are typically valid for a set period, such as 7, 14, or 30 days, making them ideal for tourists.

Renting a mobile hotspot device is another popular option for travelers. These portable Wi-Fi routers allow you to stay connected wherever you go within the coverage area. You can rent these devices at airports, and they can typically support multiple devices simultaneously, making them convenient for groups or families.

Coverage

Japan has excellent 4G and 5G coverage in urban areas, but in rural or mountainous regions, coverage may be more limited. It's a good idea to check the service area of any SIM card or mobile hotspot device you plan to use, especially if you are traveling outside major cities.

USEFUL TELEPHONE NUMBERS

Emergency Services

Police: For emergencies requiring police intervention, dial 110

Fire and Ambulance: For fire or medical emergencies, dial 119.

Airport Flight Information

Narita Airport (NRT): For flight information, call +81-476-34-8000.

Haneda Airport (HND): For flight information, call +81-3-5757-8111.

人生をまもる会社から、 人生をひろげる会社へ。

なによりも、第一に。多様化しつづける、一人ひとりのLifeを見つめたい。


それが、私たちの出発点になる。

国境も、常識も、人生をまもる保険の枠も超えて、まっすぐに、まっさきに挑んでいく。

一人ひとりの幸せをカタチにする、人生の可能性をひろげる会社へ。

未来へ踏みだす背中を押す、新しい風を。





世界中の、あなたのLifeを第一に。



Daiichi Life Group

2026年4月1日、第一生命グループはDaiichi Life Groupへ





41ST WORLD VETERINARY ASSOCIATION CONGRESS

Elsevier is proud to sponsor the 41st World Veterinary Association Congress.

Our journals cover a wide range of topics, including health and diseases, production and management, welfare and behavior, and the "One Health" concept.

Please join us at the

Elsevier-sponsored lunch seminar
between **12.00** and **13.00** on **April 22nd**
at the **Seminar floor in Hall E, the Exhibition floor.**





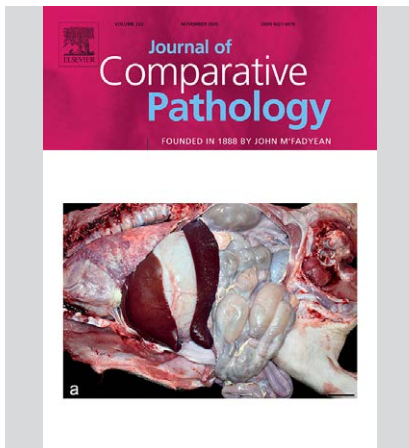











Learn more about
our portfolio





ADVANCING HUMAN PROGRESS TOGETHER





Fukuoka
Prefecture

We are scheduled to exhibit at the International Horticultural Expo 2027

Our theme is
“One Health”



Sharing the floral beauty of Fukuoka with the world

GREEN
X
EXPO
2027
YOKOHAMA JAPAN

©Expo 2027

Let's make Fukuoka a beautiful prefecture adorned with flowers!

Creating beautiful floral communities involves enhancing everyday living spaces with flowers and plants, fostering vibrant urban environments where people gather and enjoy abundant blooms. The outcomes of this initiative resonate with the One Health philosophy.



Fukuoka Prefecture Exhibition Overview

Under the slogans of **“One Health for the Future”** and **“Fukuoka Prefecture’s Appeal,”** we will create a garden rich in the unique characteristics of our prefecture, filled with locally grown ornamental trees and flowers.

The International Horticultural Expo 2027, Yokohama, Japan (GREEN×EXPO 2027)

Theme Scenery of the Future for Happiness

Period March 19 to September 26, 2027

Venue Yokohama City, Kanagawa Prefecture (Kamiseya)

Organizer Japan Association for the International Horticultural Expo 2027, Yokohama

Details An AIPH-approved, BIE-certified top-tier (A1) International Horticultural Exposition. Japan last hosted this event 37 years ago (EXPO 1990 in Osaka).



Photo courtesy of Japan Association for the International Horticultural Expo 2027, Yokohama

Contact

Parks and Streets Division & Urban Planning Division,
Department of Structures and Urban Planning, Fukuoka Prefecture
7-7 Higashi Koen, Hakata Ward, Fukuoka City, Fukuoka Prefecture 812-8577, Japan
TEL:+81- 92-643-3724 Website: www.pref.fukuoka.lg.jp



福岡県

Bringing hope to families who love animals.

どうぶつを愛する
家族の希望となる

365日 —
かかりつけ医のすぐそばにいる
高度医療チーム

An advanced medical team,
always right beside your family veterinarian — 365 days a year.



画像診断

Diagnostic Imaging

MRI・CT 検査

高度医療

Specialized Care

二次診療動物病院

在宅ケア

Home Care

『酸素ハウス®』レンタル

株式会社キャミック

- ・本社（神奈川）
- ・城南（東京）
- ・ひがし東京（東京）
- ・城北（埼玉）



<https://camic.jp/>

株式会社日本動物高度医療センター

- ・本社 / 川崎本院
- ・東京病院
- ・名古屋病院
- ・大阪病院



<https://jarmec.jp/>

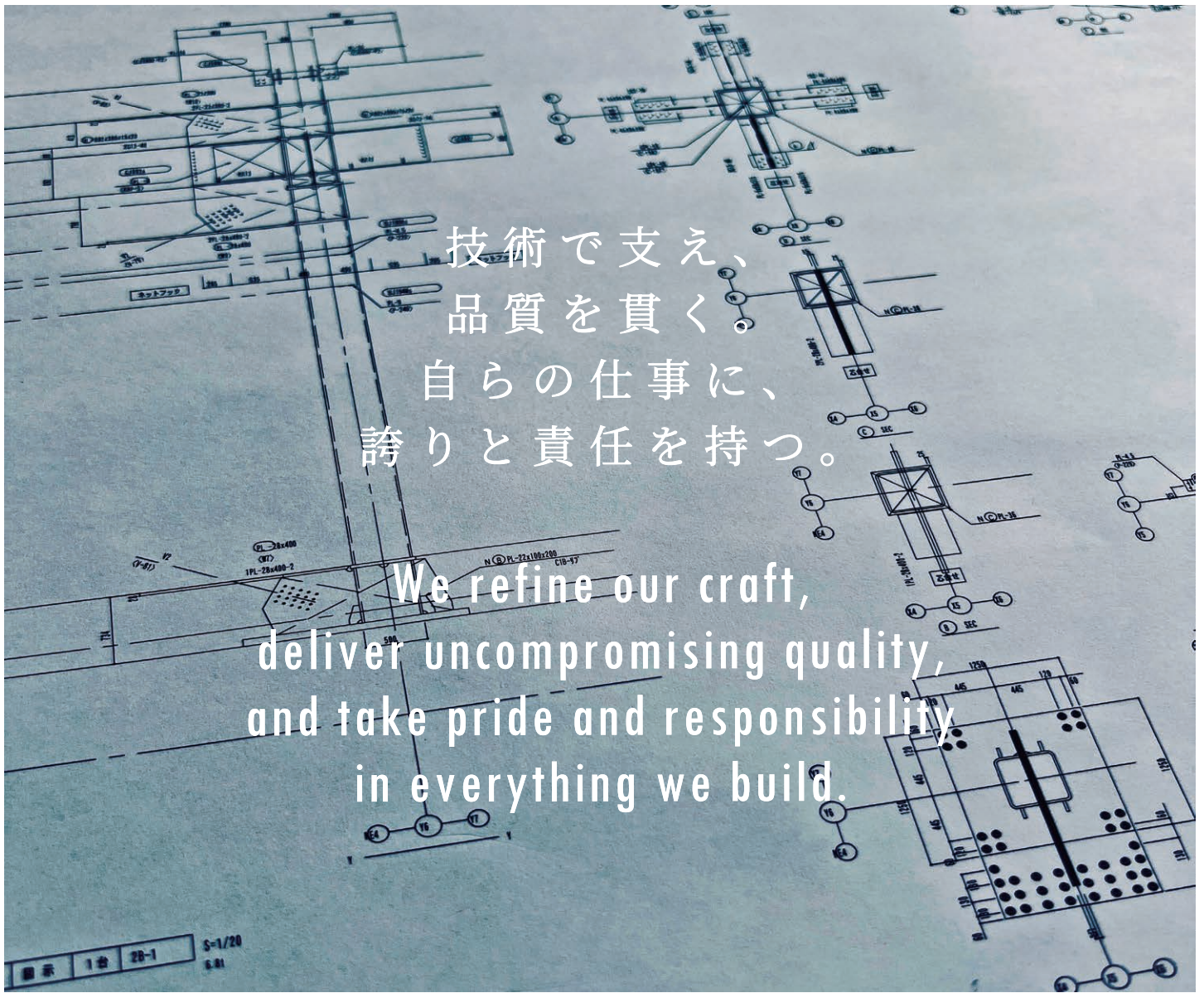
テルコム株式会社

- ・本部 / 横浜営業所
- ・大阪営業所
- ・福岡営業所
- ・狭山事業所



<https://www.terucom.co.jp/>

The JARMeC Group provides services exclusively within Japan.



技術で支え、
品質を貫く。
自らの仕事に、
誇りと責任を持つ。

We refine our craft,
deliver uncompromising quality,
and take pride and responsibility
in everything we build.



地域に資する。
Contributing to our community.



株式
会社

金子技建

KANEKO GIKEN CO., LTD.



Steel Structure Fabrication (MLIT-Certified H-Grade)
General Building Construction
Licensed First-Class Architect Office

Head Office
Hamada Factory

735-1 Oe, Setaka-machi, Miyama-shi, Fukuoka 835-0019, Japan
835-2 Hamada, Setaka-machi, Miyama-shi, Fukuoka 835-0016, Japan



“Change!”

Beyond Civil Engineering and Building Construction.

What matters most is
having the courage to keep changing without fear.
This spirit has brought Maeda Corporation to where we are today.

From civil engineering to building construction,
and to be an existence that supports
people’s lives and vital infrastructure.

This is the exact path that Maeda Corporation has taken,
with continued bravery and confidence.

Toward the Next 100 Years,
we will go beyond the boundaries of traditional frameworks of
civil engineering and building construction,
always devoting ourselves to delivering new value
and achieving further progress in order to become
a comprehensive infrastructure services company
pushing forward to create a sustainable society.

**Providing Society with New Value
as a Comprehensive
Infrastructure Services Company.**

MIZOE GROUP



Create a fun future

Amidst rapidly changing social conditions and values, there is a growing demand for spaces that offer tranquility and environmental consideration.

The Mizoe Group will respond to this call with our proven track record and sincere approach, contributing broadly to society through the creation of enriched urban living.



MIZOE GROUP
Create a fun future

溝江建設

ソラリア西鉄ホテル 大阪本町

2026年
12月18日
オープン

SUSTAINABLE DEVELOPMENT GOALS

西鉄ホテルズは、CO2フリー電力の全18ホテル導入やサステナブルツーリズム認証制度「サクラクオリティ」の取得など、さまざまな取り組みを通じ脱炭素社会の実現に貢献します。

韓国
ソラリア西鉄ホテル釜山

台湾
ソラリア西鉄ホテル台北西門

タイ
●ソラリア西鉄ホテルバンコク
●西鉄ホテル クルーム バンコク シーロム

韓国
ソラリア西鉄ホテルソウル明洞

北海道
ソラリア西鉄ホテル札幌

福岡
NEW ソラリア西鉄ホテル福岡エアポート (仮称)
(2027年夏オープン予定)
西鉄グランドホテル
ソラリア西鉄ホテル福岡
西鉄ホテルクルーム博多
西鉄ホテルクルーム博多祇園
西鉄イン小倉
西鉄イン黒崎
西鉄イン天神
西鉄イン福岡

東京
●ソラリア西鉄ホテル銀座
●西鉄イン日本橋
●西鉄イン新宿

愛知
西鉄ホテルクルーム名古屋

京都
ソラリア西鉄ホテル京都プレミア

大阪
NEW ソラリア西鉄ホテル大阪本町(2026年12月18日オープン)

高知
西鉄イン高知はりまや橋

大分
西鉄リゾートイン別府

鹿児島
ソラリア西鉄ホテル鹿児島

沖縄
西鉄リゾートイン那覇





Future with Vaccine



Nisseiken Co., Ltd.

9-2221-1 Shin-machi, Ome, Tokyo 198-0024, Japan
<https://www.jp-nisseiken.co.jp>



- 創業明治23年(1890年) -

株式会社 大藪組

カイトキヒーロー

シンニッポン空調

空気の快適を、
技術で守れ。



“One Health”

プロバイオティクスにできること。

Advantages of Probiotics

私たちの使命は、プロバイオティクスを通じて世界中の人と動物に健康という幸せを届けること。
安全で安心な畜水産物の生産に貢献していきます。

Delivering happiness in the form of health to people and animals around the world through probiotics
Our probiotics will contribute to the production of safe and secure livestock and fishery products.



WVAC2026 東亜薬品工業イベント情報

□22日（水） 12:00-13:00 ランチョンセミナー（ホール D7）

演題：Gut Microbes and Brain Homeostasis: Probiotic-Driven Adult Hippocampal Neurogenesis with Associated Changes in Circulating Metabolites

演者：Masakazu Namihira Biosystems Engineering Research Group, Molecular Biosystems Research Institute, National Institute of Advanced Industrial Science and Technology

国立研究開発法人 産業技術総合研究所 モレキュラーバイオシステム研究部門 上級主任研究員 波平 昌一 先生

□ブース内イベント（実施日時詳細はブースにてお問合せください）

- ・ミニセミナー（製品の使用事例紹介）
- ・ガチャガチャ抽選会

みなさまお誘い合わせのうえ、ぜひお立ち寄りください。

ブース No：J-17



人と動物の健康を腸から支える、東亜のプロバイオティクス。

2026年4月、新発売。

生菌入り混合飼料

ビオスリー®VC

ルーメンから腸まで、1製品でトータルケア。
成牛用プロバイオティクスの新スタンダードへ。

2025年10月発売、好評発売中！

生菌入り混合飼料

ビオスリー®EX

エースを超える、EX。
ミルクにより溶けやすくなりました。





THE CRASSO

ザ・クラッソ



SYNLA

シンラ



ESCUA

エスクア



NEOREST

ネオレスト

水まわり嬉しい

キッチンがあかると、浴室がきもちいいと、
洗面所が使い心地いいと、トイレがいつもクリーンだと、
ひとは嬉しいものですね。

TOTOはかなえない。あなたの、水まわり嬉しいを。



「おい、一緒だ。」
採用プラットフォームから
経営プラットフォームへ



TYL 株式会社TYL

世界獣医師会大会の開催 おめでとうございます！

獣医師を巡るさまざまなリスクへの備え。

公益社団法人日本獣医師会 福祉共済事業

団体割引
20%

獣医師会のほけん

ご本人とご家族の
病気・ケガでの就業不能に

① 所得補償保険

ご本人とご家族の長期の就業不能に

② 団体長期障害 所得補償保険

ご本人とご家族の
病気・ケガ・介護に

③ 新・団体医療保険

SFTS (重症熱性血小板減少症候群)
を原因とする場合でも
お支払いの対象になります

ご本人とご家族のケガに

④ 傷害総合保険

従業員の就業中のケガに

⑤ 動物病院従業員 補償傷害総合保険

【保険契約者】公益社団法人 日本獣医師会

【引受保険会社】損害保険ジャパン株式会社

【お問い合わせ先・取り扱い代理店】

株式会社安田システムサービス

〒163-1529 東京都新宿区西新宿1-6-1
新宿エルタワー29F

TEL : 03-3340-6497 FAX : 03-3340-5700

MAIL : njkyousai@nichizei.com

資料請求は
こちらから





ワンヘルスセンター
Fukuoka One Health Center



保健環境研究所
Fukuoka Institute of Health and Environmental Sciences



動物保健衛生所
Animal Hygiene Service Center

Inspiring People, Vitalizing Cities

Since 1924, we have been committed to architectural excellence and design that 'Inspires People and Vitalizes Cities'. We believe that architecture has the power to shape cityscapes, energize local communities and forge connections between people; delivering joy, wonder, and discovery to individuals and society.

人やまちを元気にする

安井建築設計事務所

YASUI
ARCHITECTS

Osaka, Tokyo, Nagoya, Fukuoka, Taiwan, Vietnam



ASO SHOJI CO., LTD.

is the core general trading company of the ASO Group, with over 150 years of history. Since our founding, we have supported industries and daily life in Japan and the region.

We operate across diverse fields including **construction, infrastructure and civil engineering materials, industrial machinery, and environmental energy**, while actively promoting sustainability and recycling initiatives.

By combining trading expertise with **manufacturing, services, and technical know-how**, we provide integrated solutions from planning and design to construction and maintenance, creating long-term value for society.

WE DELIVER THE BEST



Scan to learn more about us

Connecting with Electricity

Expanding a Bright Future

電気で

繋げる広がる

明るい未来



有限会社

藤垣電気商会

〒832-0059 福岡県柳川市下宮永町 608-8



一級建築士事務所

特定建設業 - 福岡県知事許可

城崎設計 / (有)城崎設備工業



" 空気・水・エネルギー "

建物と社会に最適な環境を創造する

住所 〒833-0014
福岡県筑後市大字尾島 779-1
TEL 0942-52-5254
FAX 0942-52-0554



光を灯し、未来も明るく

川浪電気工事株式会社

代表取締役社長 宗雲 源成

本社 〒830-0044 福岡県久留米市本町12番地16

TEL(0942)38-5678 FAX(0942)38-5681


福岡支店・鳥栖営業所・鹿児島営業所

配工センター(九州電力送配電(株)配電委託工事)

URL <http://www.kawanamidenki.co.jp>



【HP】



株式会社 古賀建設

古賀建設一級建築士事務所



ONE-STOP SOLUTION

[本社] 〒832-0825 福岡県柳川市三橋町江曲137-2
[支店] 〒830-0045 福岡県久留米市梅満町1624-1-103
[TEL] 0944-73-3964 [e-mail] info@ma2ura.com

◆宅地建物取引業

福岡県知事 (4) 第15830号

◆一級建築士事務所

福岡県知事 第1-60997号

◆建設業

福岡県知事 (特-3) 第101755号
建築/塗装/内装/電気/防水/解体
福岡県知事 (般-3) 第101755号
土木/舗装/管/消防施設

不動産

◆マンション管理業

国土交通大臣 (3) 第093855号

◆賃貸管理業

国土交通大臣 (01) 第005496号

◆福岡県消防設備安全協会

表示登録 第40-1-3016号

建築

消防

MATSUURA 株式会社 マツウラ

<https://ma2ura.com>



Animal Health Pharmaceutical
wholesaler group
covering eastern Japan



さらなる社会貢献のための連帯

東日本エリアをすべてカバーする動物用医薬品卸グループ

M&O ホールディングス株式会社

M&O
holdings, Inc.

森久保薬品株式会社
 森久保CAメディカル株式会社
 小田島商事株式会社



動物たちの健やかなる成長と食の安全・安心に
貢献することが私たちの使命であり社会のなかで
果たすべき役割です。



MPアグロ株式会社

本社
〒061-1274 北海道北広島市大曲工業団地6丁目2番地13
TEL.011-376-3860 FAX.011-376-3450
東京本社
〒114-0013 東京都北区東田端 1-17-42
TEL.03-6706-7505 FAX.03-6706-7558

札幌・函館・旭川・帯広・帯広(北見エリア)・釧路・青森・秋田
盛岡・山形・仙台・東京・北関東・大阪第一・大阪第二・兵庫
福井・岡山・広島・山口・鳥取・島根・松山・宇和島・高松・徳島
福岡第一・福岡第二・熊本・宮崎・鹿児島・鹿屋
アニマルヘルスサポートセンター
札幌物流センター・帯広物流センター・盛岡物流センター
関東物流センター・御津物流センター

未来の安心を、電気で支える

電気工事業として、医療・地域社会を支える電気インフラを整備しています。
ワンヘルスの理念に基づき、人・動物・環境が安心して暮らせる社会づくりに貢献します。
世界獣医師会の活動を応援しています。



株式会社 中原電工

〒835-0021 福岡県みやま市瀬高町本郷56番地の1
TEL (0944) 63-2750/FAX (0944) 62-3484
E-mail knd@nakaharadenko.co.jp
URL <http://nakaharadenko.com/>

まちのオアシスを創造する。

空調、給排水設備など、あらゆる建築設備の
設計・施工の現場で、「環境品質」を常に追求し、
お客様から信頼される企業を目指しています。



大橋エアシステム株式会社

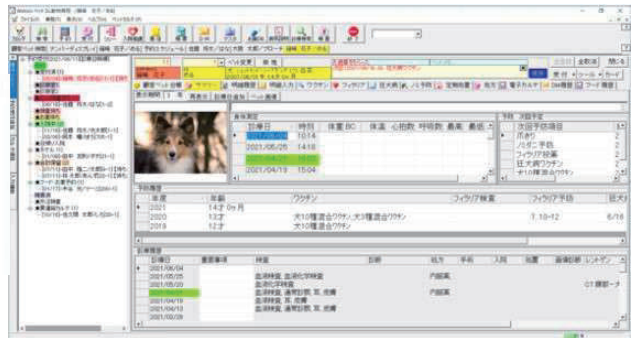
代表取締役社長 井上 久行

空気調和・衛生設備・設計施工

〒810-0022 福岡県福岡市中央区薬院 二丁目3番41号
TEL 092-781-1231 FAX 092-741-2181



ペットコミュニケーションズ株式会社
PetCommunications
 アーミックスV4 アドバンス
AhmicsV4
 Advance
 Customer Management and Electronic
 Medical Record System for Animal Hospitals



New 獣医療向け音声入力システム
 Voice Input System for Veterinary Medicine

音声入力で診療の質と効率が飛躍的にアップ!



Veterinary Medical Devices
 General Medical Device / Retention Device

Ahmics-VMD HT-S1
 谷浦式 CTポジショナー
 ◆特許 第6181251号 平成29年7月

【Without Anesthesia】

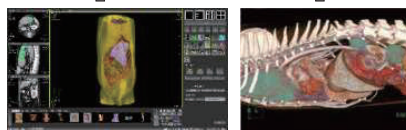


- ・撮影のポジショニング支援・画質の向上に
- ・無麻酔CT撮影を実施したい動物病院様へ

High Performance 3D Image Analysis Software
 for Veterinary Medicine

3D Volume Viewer ベイズ
Ahmics-VAZE
 — Version 2 —

【3D Workstation】



獣医療専用3Dワークステーションです。
 活用度向上のご支援として
 ハンズオンセミナーを定期開催しています。

Service Integration for Veterinary Medicine

Ahmics-VHOS
 Veterinary Hospitality Operations Support

- Electronic Medical Records
Implementation Support Service
- Ahmics Management Dashboard
- Human Resource Development, etc.

電子カルテ化や経営分析などの
 サポートサービスをご提供いたします。


Advancing Veterinary Medicine Through Unified Hub for Science, Safety and Standards



Research Institute for Animal Science
 in Biochemistry and Toxicology



Consortium for the advancement
 of Animal Regenerative Medicine



A Trusted Partner in Veterinary Medicine and Product Safety

- Comprehensive support for veterinary medicinal products development
- Contributing to One Health through science-based safety evaluation

**One-stop service with scientific
 excellence, public responsibility and
 regulatory expertise**

Driving Responsible Development of Animal Regenerative Medicine

- Development of guidelines for quality and safety
- Information sharing and symposiums for pre-competitive collaboration
- Support for both companion and livestock animal applications

**Shaping the future of veterinary medicine
 in light of cell-based technology**

CARM's secretariat is hosted within RIAS, enabling seamless collaboration between RIAS's scientific testing, evaluation, regulatory support and CARM's guideline development, field-wide coordination.

3-7-11 Hashimoto-dai, Midori-ku, Sagami-hara, Kanagawa 252-0132, Japan. Tel: +81-42-762-2775

RIAS: <https://www.riasbt.jp/> CARM: <https://animalcarm.jp/>

情熱と挑戦で豊かな未来を

三菱重工業株式会社と
九州電力株式会社の
グループ会社です。

空調・衛生・電気・建築の総合設備エンジニアリング
設計施工、メンテナンス、環境ソリューション

〒812-8553

福岡市博多区 博多駅南1-8-13 博多駅南Rビル

TEL (092) 411-5741 FAX (092) 473-9537



株式会社
菱熱
りょう ねつ

代表取締役社長 柚須 亮太郎



「ZEBプランナー」
マーク



「ZEBリーディング・オーナー」
マーク

Bovine IgG/ Lactoferrin (Lf) measurement kit

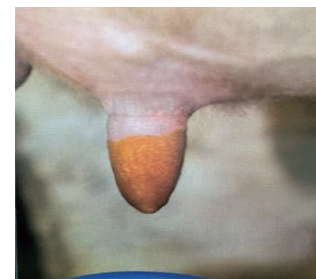
- Method : Single Radial Immunodiffusion(SRID)Assay
- Range : 250~1500 $\mu\text{g/ml}$ (Both IgG & Lf)
- Contents : Plate(10wells) 10
Standard Solution A (1000 $\mu\text{g/ml}$)
Standard Solution B (250 $\mu\text{g/ml}$)
Graph paper(semi-log)2
Instruction 1



Iodine-based Teat Dip and a range of

Disinfectants and Sanitizers

manufactured at GMP certified plant in
Sendai, Japan.



Sanchemipha Co., Ltd. -Located in Sendai Japan

E-mail : info@3maru.co.jp TEL 81-22-394-3031 FAX 81-22-394-5920

福岡県筑後市蔵数 575-1

TEL0942-53-1216/FAX0942-53-7675


URL <https://sansyu-k.com>

ABOUT

当社は、75年目を迎えることとなりました。昭和40年8月に富安久雄が社長に就任後平成9年1月に富安正一が社長に就任、平成28年7月に富安正年が社長に就任し現在に至っています。

「お客様第一主義」経営方針とし、誠実と技術をもってお応えすべく社員一同一生懸命努力をしております。おかげをもちまして、皆様方の温かいご声援ご援助に恵まれ、幅広い分野で活躍できる会社に発展成長することができるよう、更に鋭意努力を積み重ねてまいりたいと存じますので、ご指導ご教導を賜りますようよろしくお願い申し上げます。

実績紹介



三洲建設株式会社 代表取締役 富安 正年/Masatoshi Tomiyasu

Over **80%** of dogs and cats
aged **3 and older** suffer from
oral disease



InterBerry α [®]

The only gingivitis reducing agent available for use
in dogs and cats

- ✓Type I Interferon- α was expressed in strawberries by recombinant DNA technology
- ✓Anti-inflammatory and antibacterial effects through low-dose oral administration method
- ✓Clinical trials have confirmed improvement effects on gingivitis



Product information
↓ QR code



※This page in the link
is used written in Japanese

HOKUSAN

27-4 Kitanosato, Kitahiroshima, Hokkaido 061-1111
<http://www.hokusan-kk.jp> TEL:+81-11-370-2115



検査・検診を
もっと身近に。

Screening for infectious diseases is more familiar to you.

合同会社 大塚大動物臨床検査センター
うしのしっぽ
北海道枝幸郡浜頓別町南3条2丁目30-1
TEL/FAX 01634-8-7333



うしのしっぽ 検査

Renatech

Recycling - Ecology for Nature Technology

Human & Animal Health Technology



先着40名様に「いぬねこ水素」プレゼント!
レナテックのブースでお待ちしています!

愛犬・愛猫の健康を守る高濃度水素パウダー

inunekō
suiso

いぬねこ水素



shop.renarent.net

- ① 体内で持続的に水素が発生
- ② 身体を酸化から守る
- ③ 健康維持をサポート

ヒト用ヘルスケア



Metallo-balance

メタロ・バランス検査 がん・認知リスク検査

血液中の17種類の微量元素濃度バランスで測定
6 mLの採血1回で多くのがんやMCIのリスク判定

www.mbkensa.com



Please note that product information is available in Japanese only,
as sales are currently limited to the Japanese market.

vetoquinol
ACHIEVE MORE TOGETHER

受け継ぐのは、人への思い。

私たちの始まりは130年以上前の明治時代。

「人々の暮らしや幸せをお守りしたい」

この創業の思いが、原点であり原動力です。

これからも、すべての人々の幸せとより良い社会の実現に向け、

私たちは挑み続けます。



東京の街を守るため結成された
私設消防団
「東京火災消防組」
(1888年)



損保ジャパンの
ブランドストーリーは
こちら▶



損保ジャパン



Toward 2050, Bridgestone is evolving into a sustainable solutions company.

Born of our enduring Bridgestone values, this is our personal E8 Commitment to support the realization of a sustainable society.

Energy Committed to the realization of a carbon neutral mobility society.

Ecology Committed to advancing sustainable tire technologies and solutions that preserve the environment for future generations.

Efficiency Committed to maximizing productivity through the advancement of mobility.

Extension Committed to nonstop mobility and innovation that keeps people and the world moving ahead.

Economy Committed to maximizing the economic value of mobility and business operations.

Emotion Committed to inspiring excitement and spreading joy to the world of mobility.

Ease Committed to bringing comfort and peace of mind to mobility life.

Empowerment Committed to contributing to a society that ensures accessibility and dignity for all.

Bridgestone E8 Commitment to Our Future

For the sake of the Earth, which future generations of children have entrusted in our care.

Together with you.